

2007 ASLA Graduating Students Study

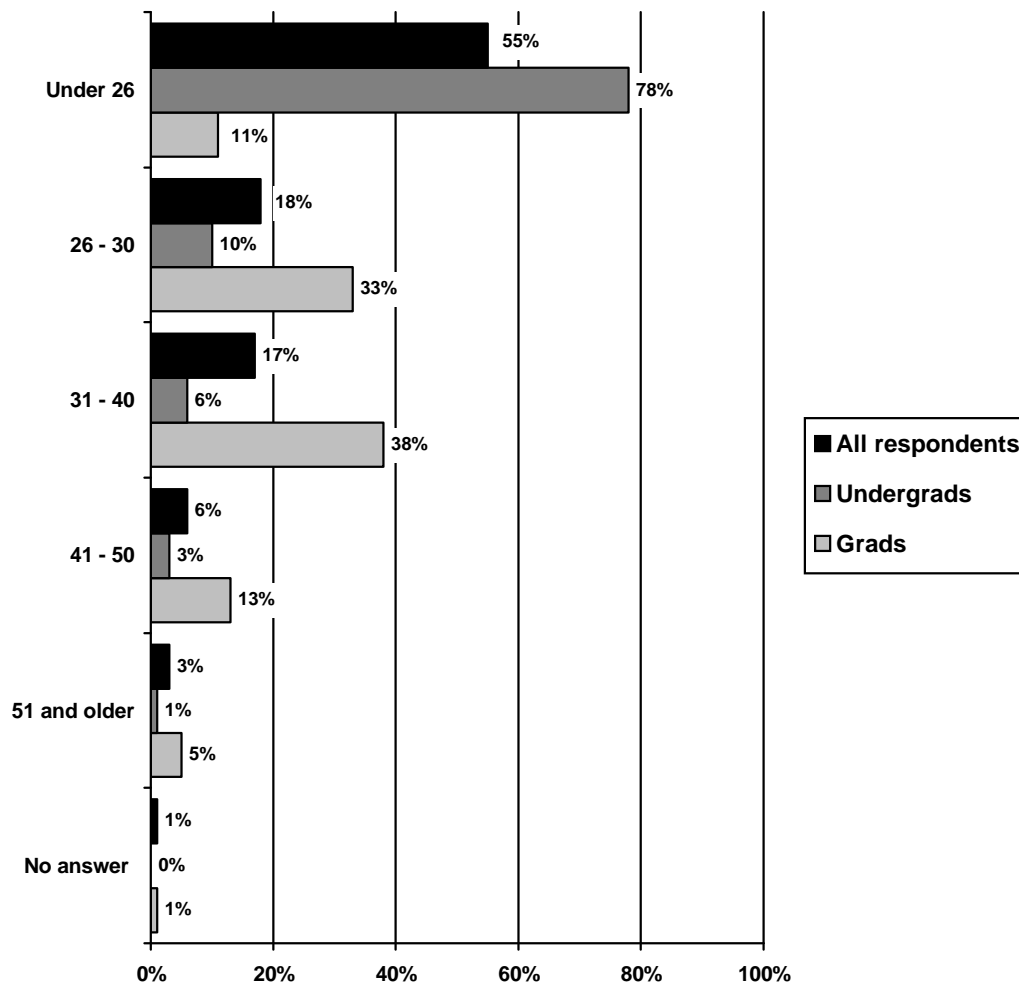
Conducted by
Lewis & Clark Research
August 2007

- Introduction

An online survey was completed by graduating students in accredited undergraduate and graduate landscape architecture programs. The purpose of this survey was to gather information on post-graduation plans. The survey was similar to studies done annually since 1997, although this was only the third year it was conducted online. The results are summarized in the following report.

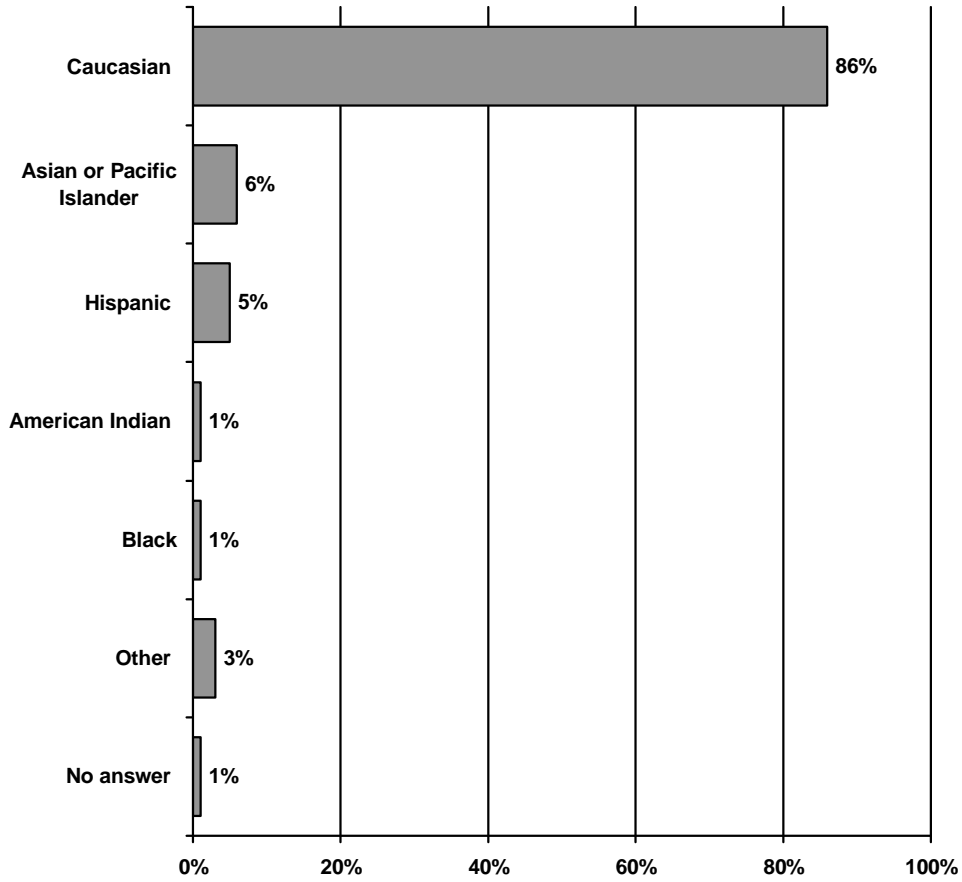
- Age

The average age of respondents is 25 for undergraduates, 33 for graduate students, and 28 overall. This is slightly lower than previous years.



- Race

The majority of respondents (86%) indicate that they are Caucasian.

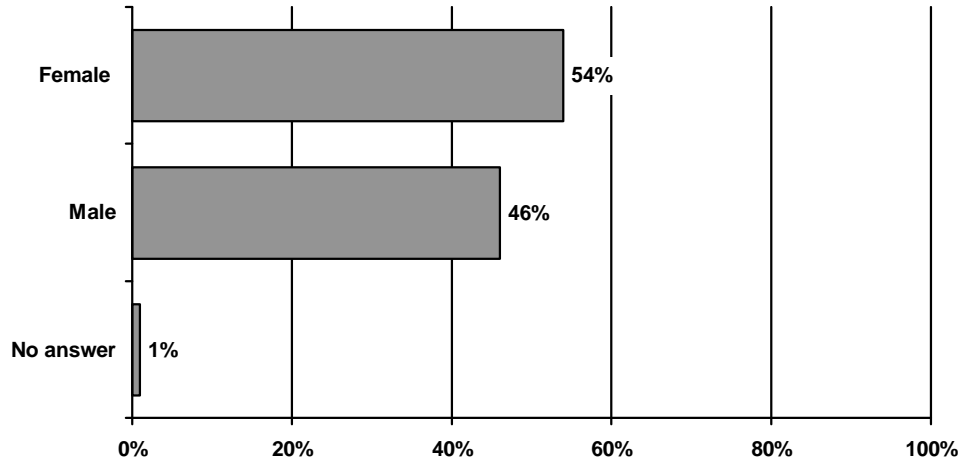


Comparison with previous years:

	<u>2007</u>	<u>2006</u>	<u>2005</u>	<u>2004</u>	<u>2003</u>	<u>2002</u>	<u>2001</u>	<u>2000</u>	<u>1999</u>	<u>1998</u>	<u>1997</u>
Caucasian	86%	86%	83%	86%	87%	88%	89%	83%	79%	83%	86%
Asian/Pacific Islander	6%	6%	7%	6%	4%	6%	4%	9%	5%	9%	2%
Black	1%	2%	3%	3%	1%	1%	<1%	2%	0%	1%	1%
Hispanic	5%	3%	2%	4%	2%	2%	3%	2%	1%	4%	2%
American Indian	1%	1%	<1%	<1%	<1%	1%	1%	1%	0%	0%	2%
Other	3%	3%	4%	2%	3%	1%	1%	2%	2%	2%	3%

- Gender

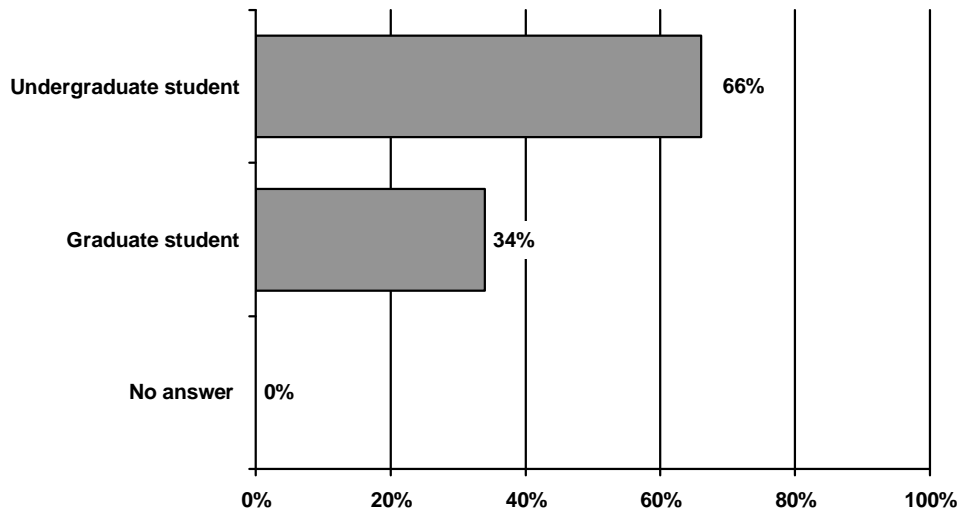
Just over one-half of respondents (54%) are female, while 46% are male.



There were slightly more female respondents than male respondents this year compared to last year. Female students accounted for 46% of undergraduate students and 69% of graduate students in this year's study.

- **Current Educational Status**

Out of 321 respondents, 212 (66%) are undergraduate students, and 109 (34%) are graduate students. This represents an increase in the proportion of undergraduate students in this year’s survey responses as compared to last year’s responses.



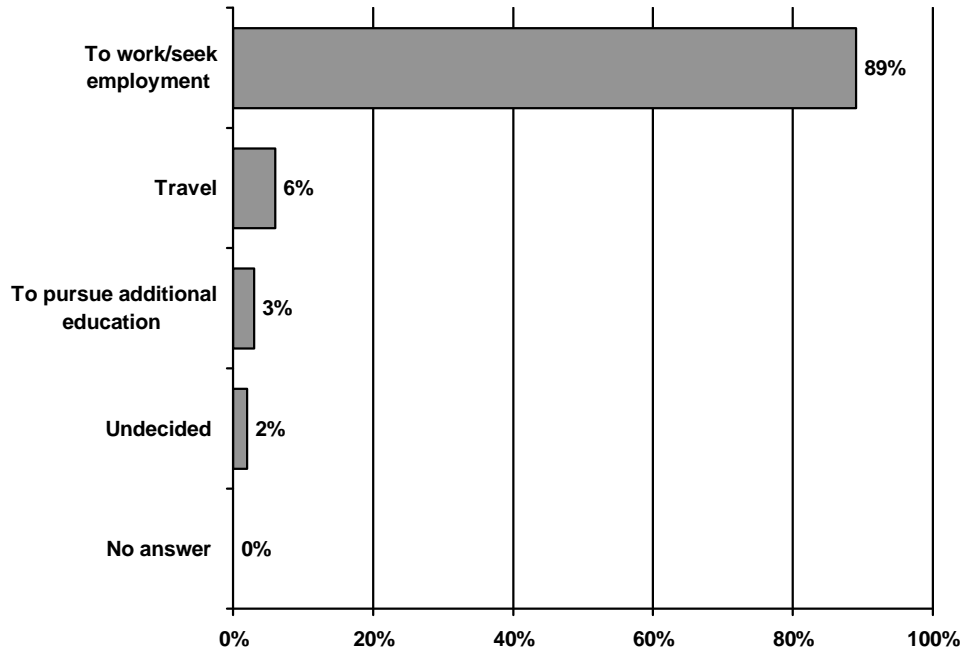
Schools represented by five or more students are as follows:

<u># of Students</u>	<u>Undergraduate School</u>	<u># of Students</u>	<u>Graduate School</u>
15	Pennsylvania State University	11	University of Minnesota
8	Mississippi State University	8	Virginia Tech
8	University of Idaho	7	UCLA Extension
8	University of Wisconsin – Madison	7	University of British Columbia
7	Cal Poly Pomona	6	University of Arizona
6	Arizona State University		
6	Cal Poly San Luis Obispo		
6	Oklahoma State University		
6	University of Georgia		
5	Iowa State University		
5	Michigan State University		
5	North Dakota State University		
5	SUNY College of Environmental Science & Forestry		
5	The Ohio State University		
5	Virginia Tech		

Graduate students report a variety of undergraduate degrees, led by studio art (7 mentions) and biology and English (6 mentions each).

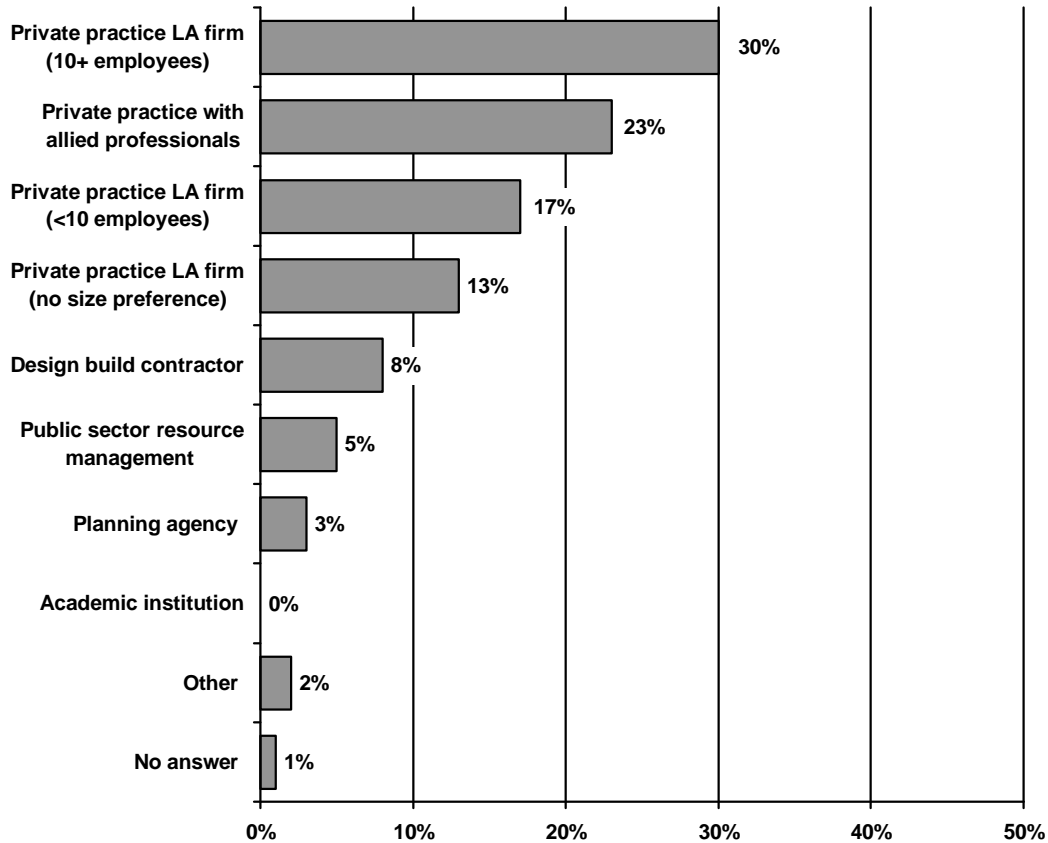
- Plans for Immediate Future

Most respondents (89%) indicate that their plans for the immediate future involve either working or seeking employment, while 6% plan to travel, 3% plan to pursue additional education and 2% are undecided. This represents a slight decrease in the percentage of respondents working or seeking work and a slight increase in the percentage of respondents planning to travel.



- Desired Type of Employer

More than one-quarter of respondents (30%) indicate that they are primarily interested in seeking employment in a private practice LA firm with 10 or more employees, followed by a private practice LA firm with allied professionals (23%), and a private practice with fewer than 10 employees (18%).

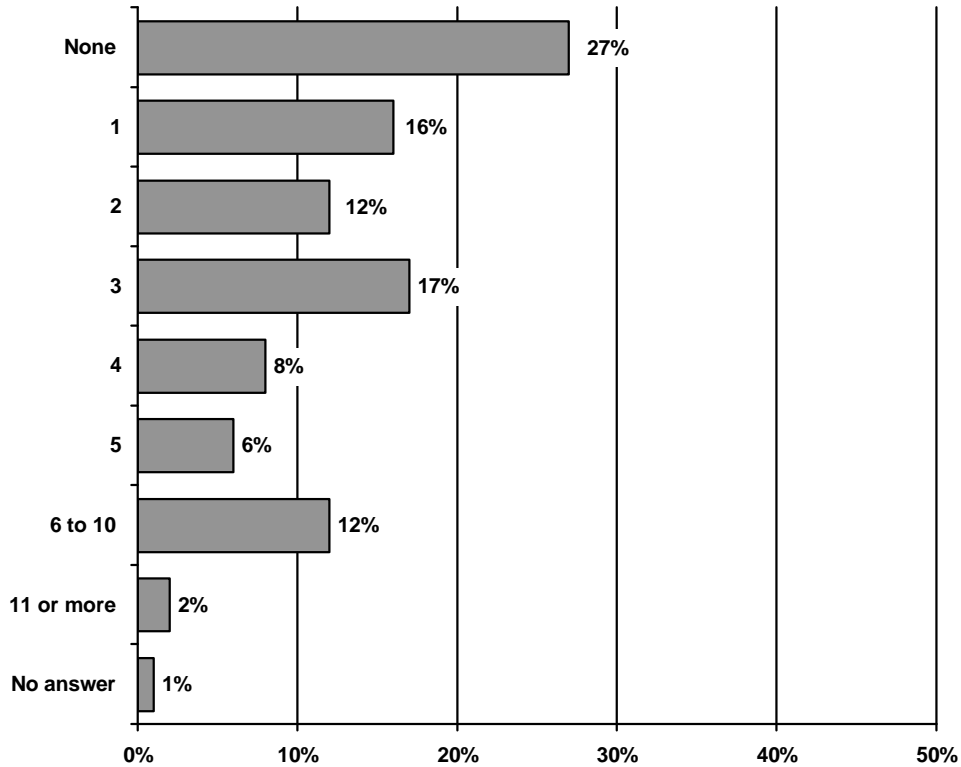


Comparison with previous years:

	2007	2006	2005	2004	2003	2002	2001	2000	1999	1998	1997
Private Practice LA firm (<10 employees)	17%	20%	13%	14%	17%	15%	15%	16%	22%	16%	23%
Private Practice LA firm (10+ employees)	30%	30%	30%	28%	22%	24%	30%	23%	20%	22%	27%
Private Practice LA firm (no size preference)	13%	15%	21%	18%	18%	19%	14%	18%	21%	13%	23%
TOTAL Private Practice LA firm	60%	65%	64%	60%	57%	58%	59%	57%	63%	51%	73%
Private Practice with Allied Professionals	23%	18%	18%	19%	17%	19%	21%	22%	21%	24%	13%
Design/build Contract	8%	5%	6%	8%	10%	10%	10%	8%	2%	5%	3%
Public Sector Resource Management	5%	5%	8%	7%	9%	8%	6%	4%	7%	10%	7%
Planning Agency	3%	2%	1%	1%	2%	2%	2%	2%	4%	2%	2%
Academic Institution	0%	2%	2%	2%	1%	1%	1%	0%	0%	1%	0%
Other	2%	3%	3%	4%	4%	3%	2%	6%	3%	4%	3%

- Job Interviews

Respondents indicate that, on average, they have had approximately three job interviews during their final semester in school, the same as last year's average.

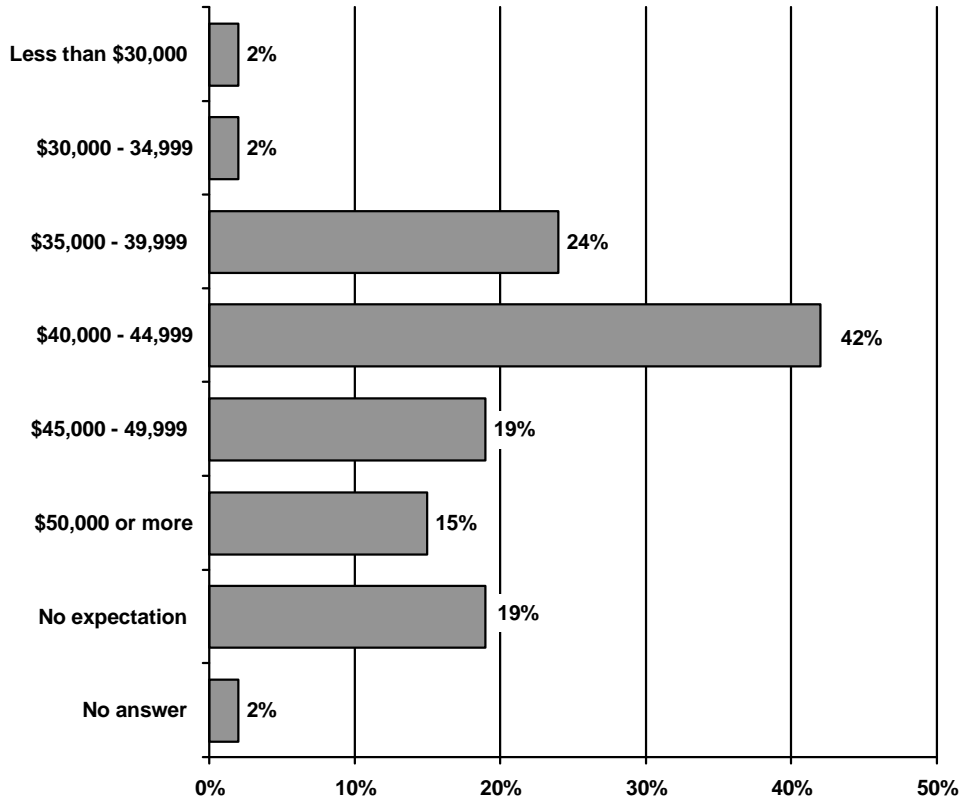


Respondents who have had one or more interviews were asked to comment on how the interview process went, if it was what they had expected, and anything noteworthy they encountered. A complete list of their comments may be found starting on page 34.

A majority of respondents (81%) indicate that the interview(s) went as expected, while 16% said it did not (and 3% didn't indicate an answer). Their explanations can be found starting on page 43.

- Salary Expectations

Respondents who are looking for a job (or have already found one) expect(ed) an average salary of approximately \$41,700. Undergraduate students expect(ed) \$40,080 and graduate students expect(ed) \$44,600. Salary expectations rose slightly from last year's study.



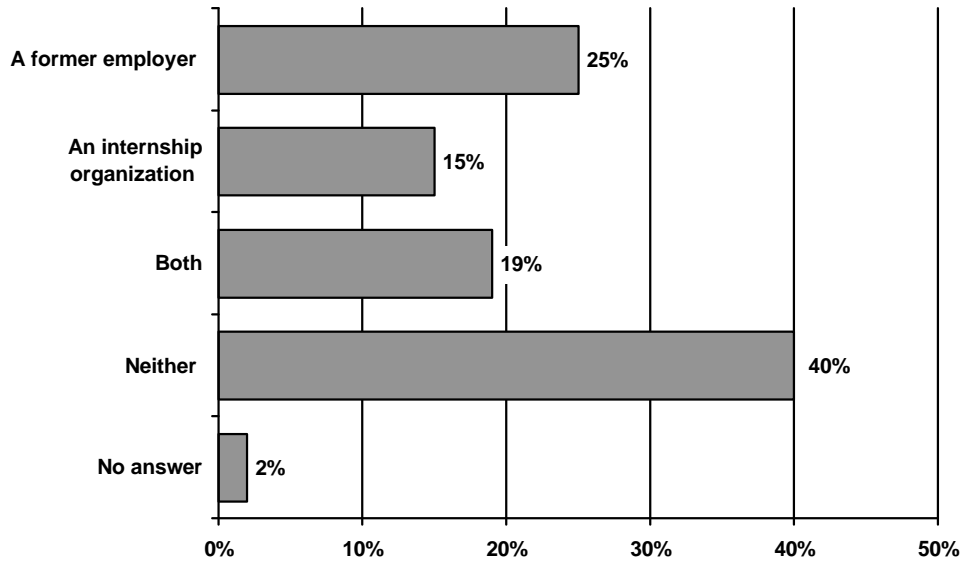
Comparison with previous years:

(AVERAGE SALARY – 000's)

	<u>2007</u>	<u>2006</u>	<u>2005</u>	<u>2004</u>	<u>2003</u>	<u>2002</u>	<u>2001</u>	<u>2000</u>	<u>1999</u>	<u>1998</u>	<u>1997</u>
All Respondents	\$42	\$ 41	\$ 38	\$ 36	\$ 34	\$ 29	\$ 31	\$ 31	\$ 30	\$ 29	28
Undergraduates	\$40	39	37	35	33	28	31	31	28	27	28
Graduates	\$45	44	42	38	38	35	35	34	33	32	29

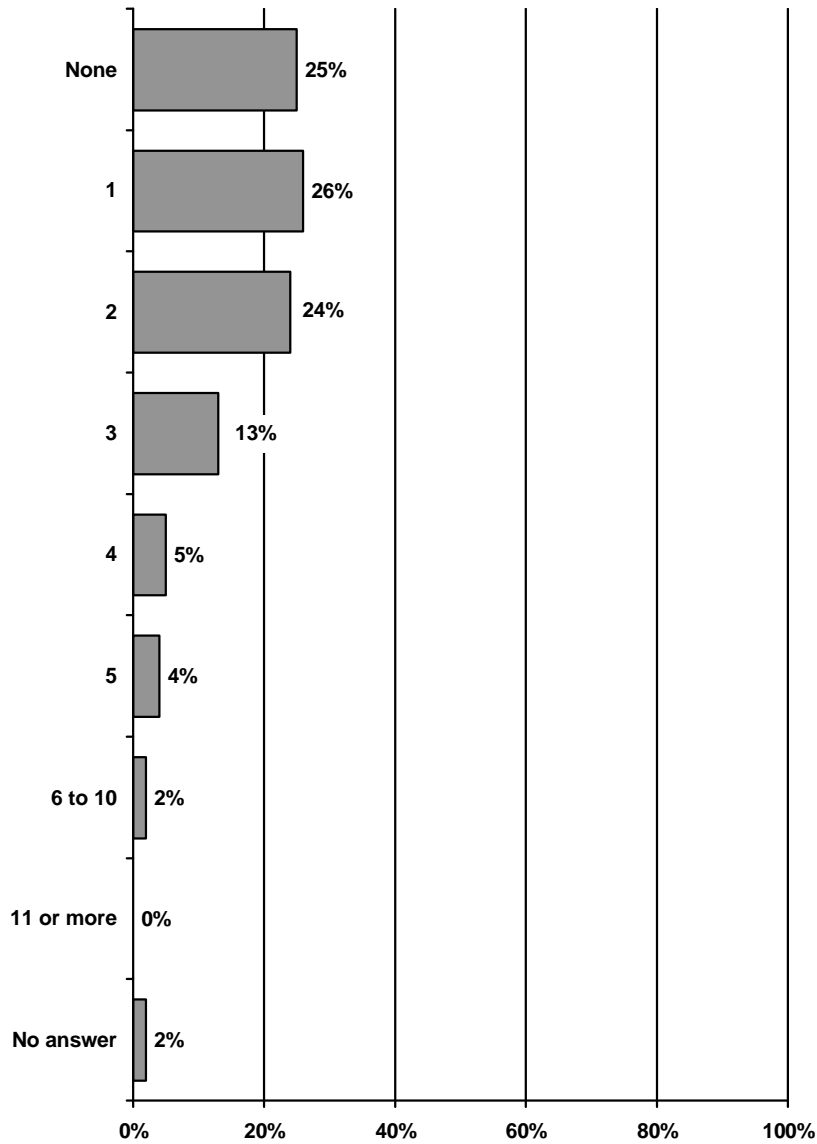
- **Employment Prospects**

One-quarter of respondents (25%) have or had reasonable employment prospects with a former employer, while 15% have/had prospects with an internship organization. These numbers are similar to last year's.



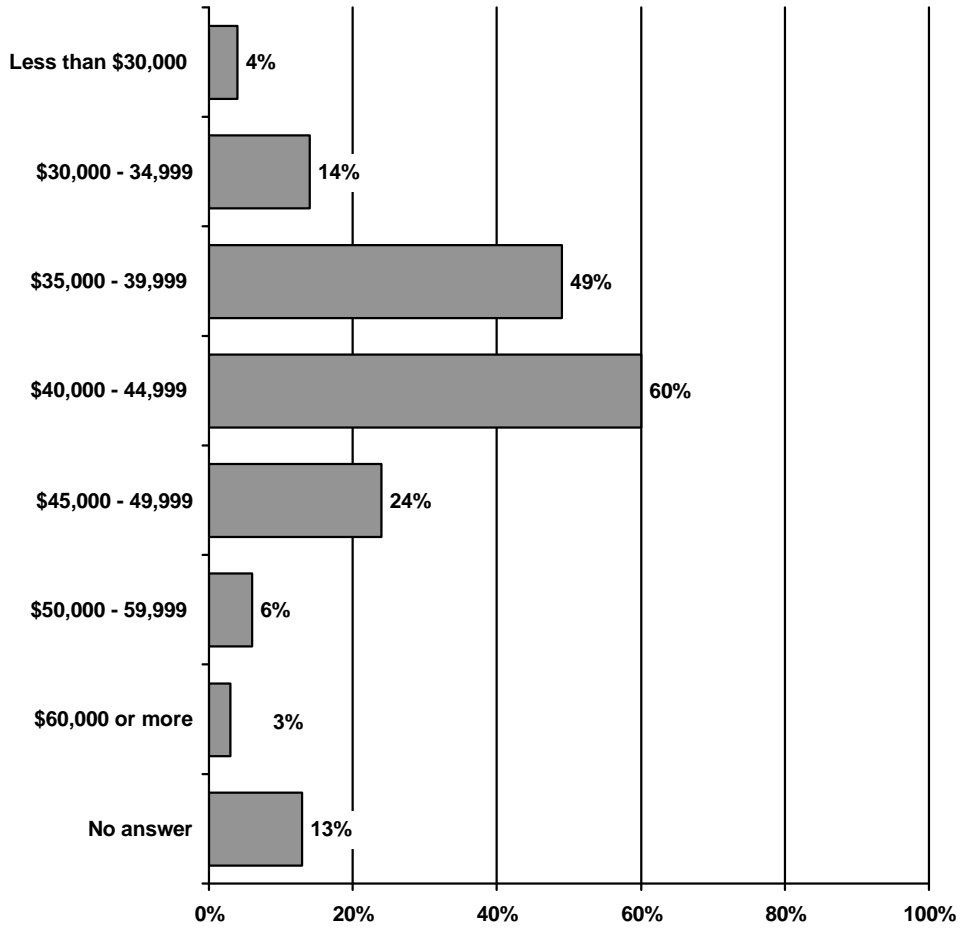
- Number of Job Offers

Respondents indicate that they had received an average of approximately two job offers at the time they completed the questionnaire. This is the same as last year. The percentage of respondents receiving *at least* one job offer increased slightly from last year (73% compared to 71%).



- Starting Salary Offered

Respondents who have had one or more job offers indicate that the average starting salary offered to them was approximately \$40,300.

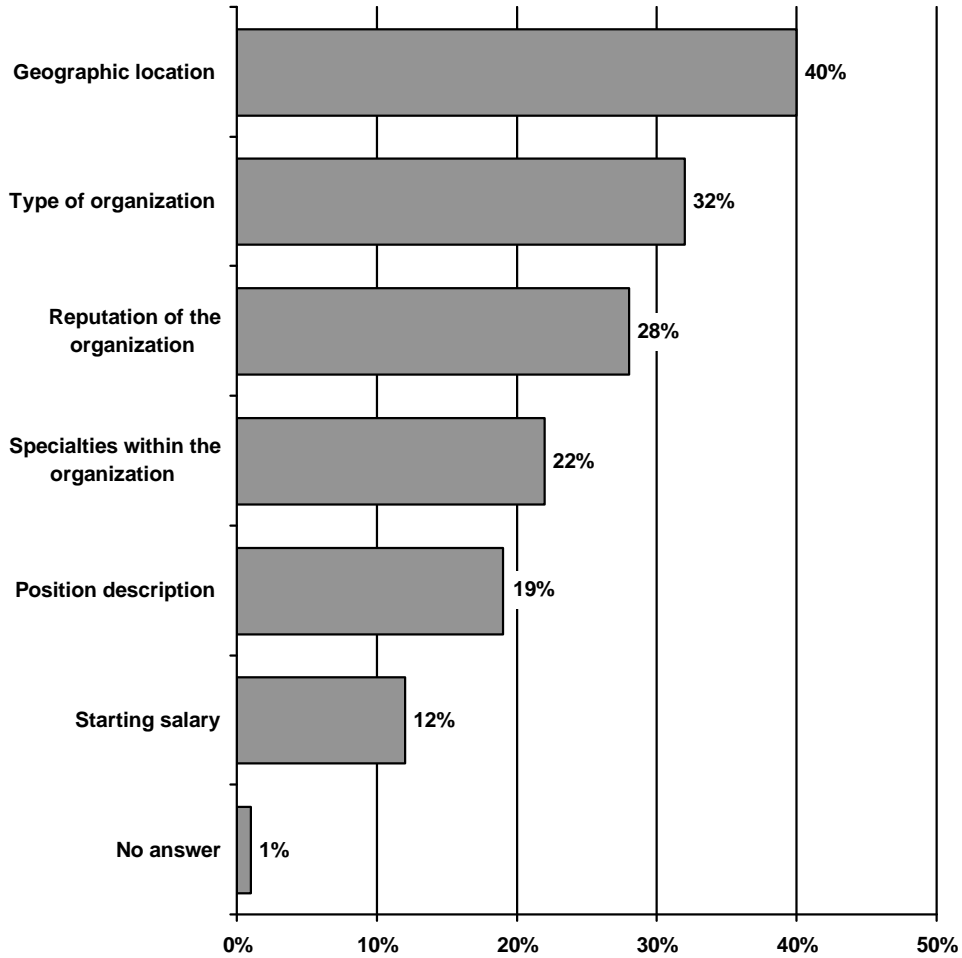


The starting salary offered increased slightly from last year's study:

2007	\$40,300
2006:	39,300
2005:	35,700
2004:	34,400
2003:	32,700
2002:	32,500
2001:	32,400
2000:	31,800
1999:	28,200
1998:	26,300
1997:	23,000

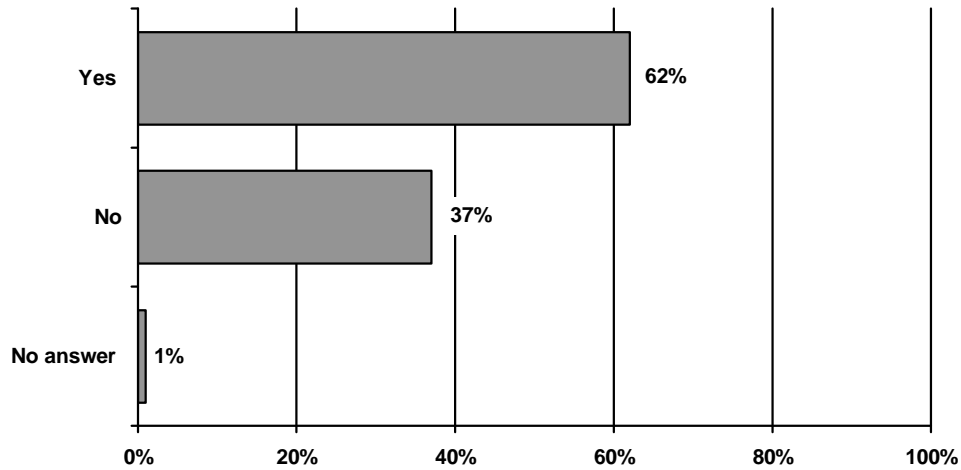
- **Important Factors in Job Selection**

Respondents were asked to rank a variety of attributes in order from '1' to '6' based on their importance to them in selecting a job. The following chart shows the percentage of respondents ranking a specific attribute number one. While percentages have changed from last year's, overall priorities are generally the same.



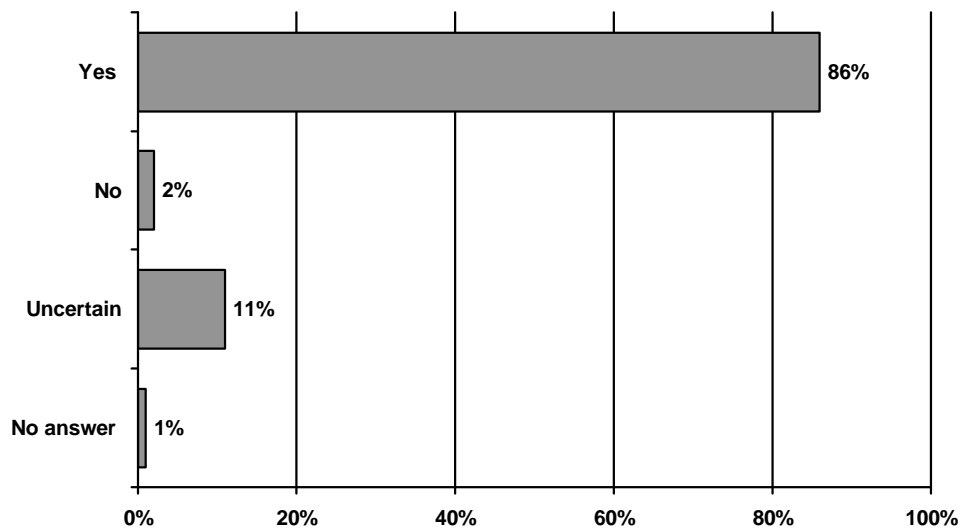
- **Geographical Restrictions**

More than three-fifths of respondents (62%) indicate that, in their job search, they feel restricted to one geographical area for reasons of necessity or strong personal preference, while 37% do not feel restricted. This is virtually unchanged since last year.



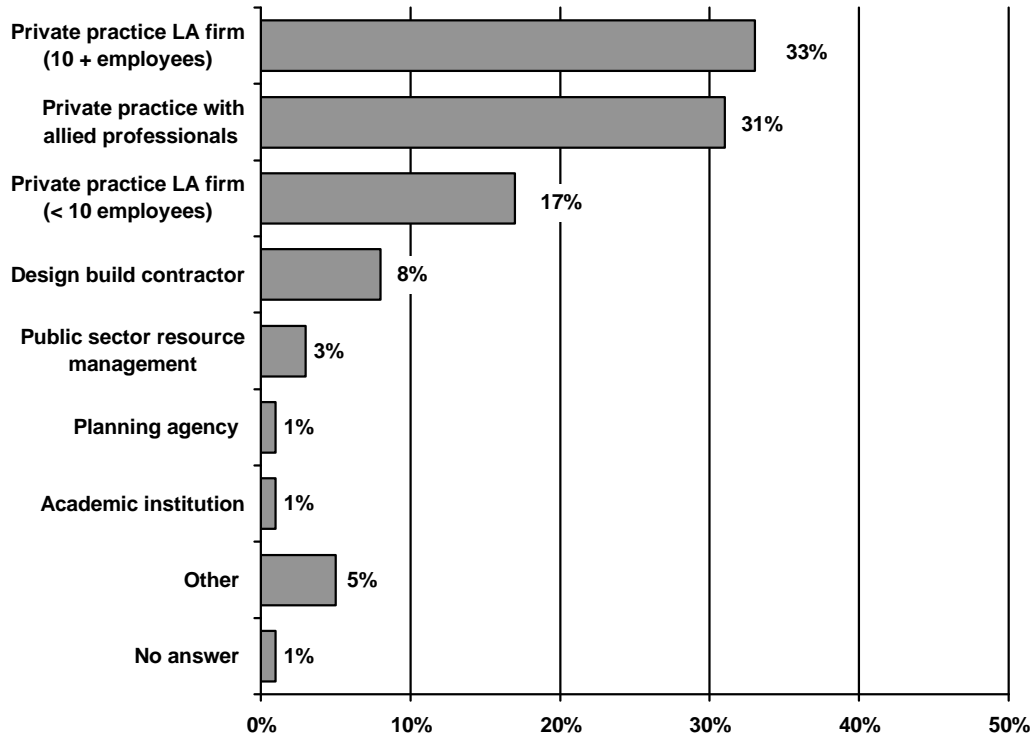
- **State Registration**

A majority of respondents (86%) indicate that they intend to seek state registration as a Landscape Architect. This represents a small decrease from last year, when 87% indicated that they intended to seek state registration.



• Type of Employer [RESPONDENTS WHO HAVE STARTED OR ACCEPTED A JOB]

A total of 202 respondents have started or accepted a job. One-third of these respondents (33%) describe their new employer as a private practice LA firm with 10 or more employees, while 31% describe their employer as a private practice LA firm with allied professionals, and 17% describe their employer as a private practice with fewer than 10 employees.



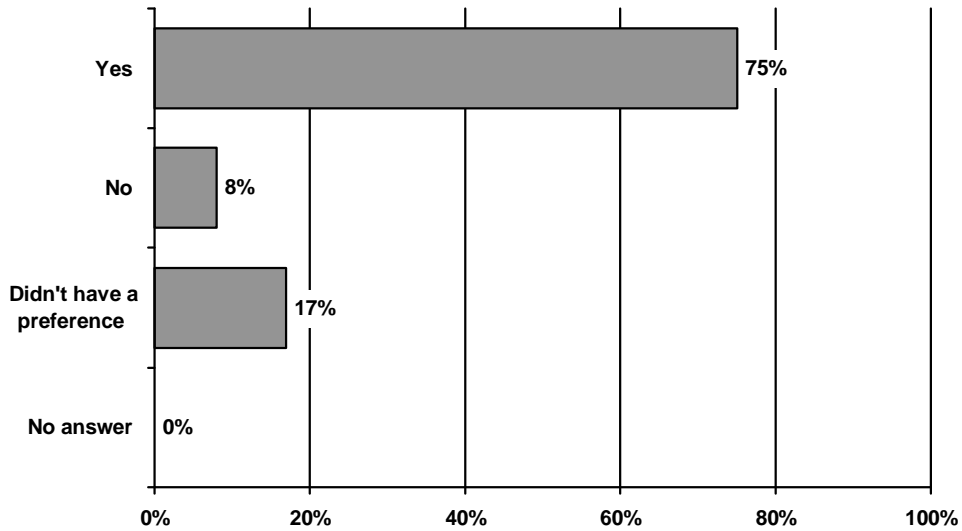
Comparison with previous years:

	<u>2007</u>	<u>2006</u>	<u>2005</u>	<u>2004</u>	<u>2003</u>	<u>2002</u>	<u>2001</u>	<u>2000</u>	<u>1999</u>	<u>1998</u>	<u>1997</u>
Private Practice LA firm (<10 employees)	17%	23%	17%	22%	21%	24%	22%	27%	*	*	*
Private Practice LA firm (10+ employees)	33%	32%	35%	26%	29%	30%	28%	26%	*	*	*
TOTAL Private Practice LA firm	50%	54%	52%	48%	50%	54%	50%	53%	46%	60%	50%
Private Practice with Allied Professionals	31%	30%	29%	24%	23%	20%	26%	21%	36%	26%	16%
Design/build Contract	8%	6%	9%	12%	9%	12%	18%	12%	8%	6%	16%
Planning Agency	1%	2%	1%	1%	3%	1%	0%	1%	2%	1%	0%
Public Sector Resource Management	3%	1%	4%	7%	7%	5%	2%	4%	1%	4%	5%
Academic Institution	1%	0%	1%	1%	2%	3%	1%	3%	1%	0%	2%
Other	5%	7%	5%	8%	6%	5%	4%	8%	7%	5%	13%

* (Data not available broken down by size)

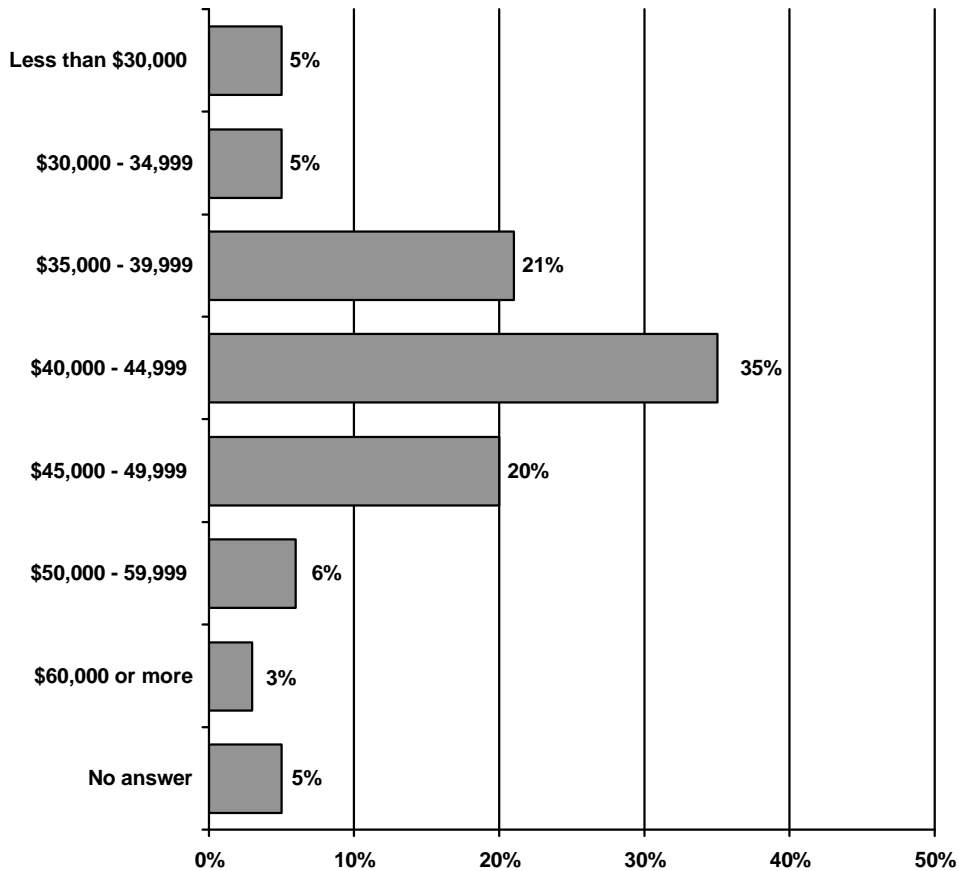
- Preferred Employer Type [RESPONDENTS WHO HAVE STARTED OR ACCEPTED A JOB]

Three-quarters of respondents (75%) who have accepted a job indicate that it is with their preferred type of employer, higher than last year's 69% of respondents who accepted a job with their preferred type of employer.



- Starting Salary [RESPONDENTS WHO HAVE STARTED OR ACCEPTED A JOB]

Among respondents who report that they have accepted a job offer, the average starting salary was approximately \$41,500. Undergraduate students report an average starting salary of approximately \$39,800 and graduate students report an average starting salary of approximately \$45,300.



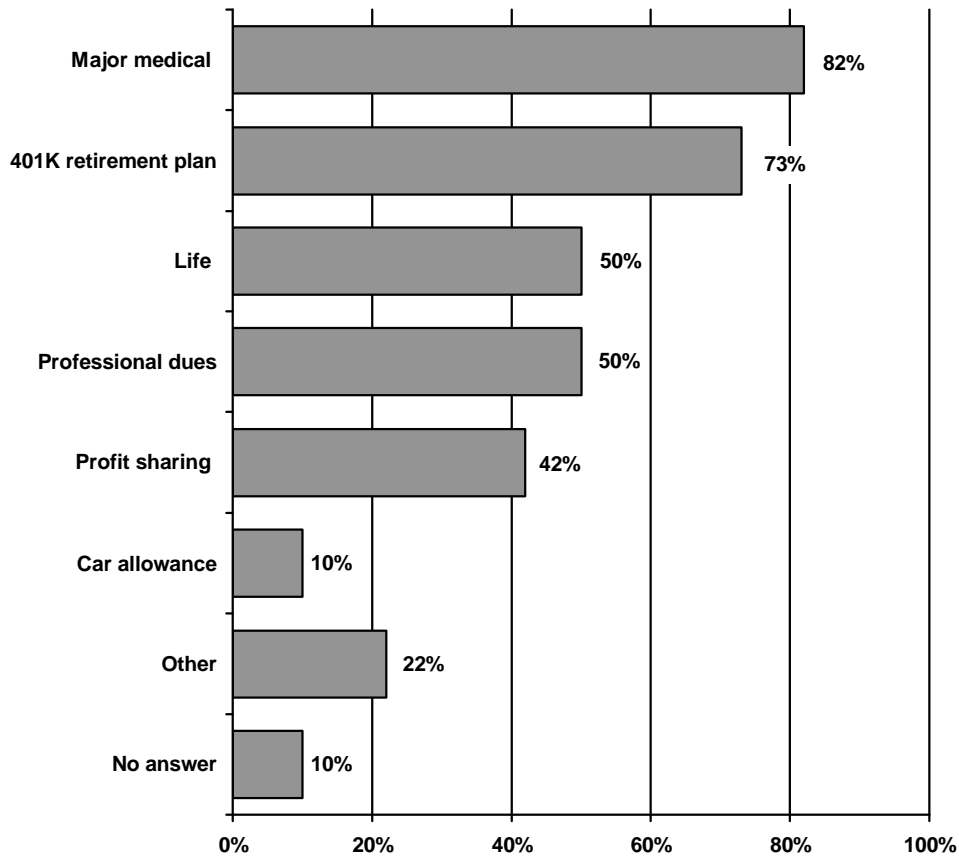
Comparison with previous years:

(AVERAGE SALARY – '000's)

	<u>2007</u>	<u>2006</u>	<u>2005</u>	<u>2004</u>	<u>2003</u>	<u>2002</u>	<u>2001</u>	<u>2000</u>	<u>1999</u>	<u>1998</u>	<u>1997</u>
All Respondents	\$41	\$ 40	\$ 37	\$ 35	\$ 35	\$ 33	\$ 33	\$ 33	\$ 29	\$ 27	26
Undergraduates	\$40	38	36	34	34	32	32	31	28	26	25
Graduates	\$45	44	40	37	41	38	36	39	33	30	29

- **Benefits** [RESPONDENTS WHO HAVE STARTED OR ACCEPTED A JOB]

Respondents indicate that they have a variety of benefits included in their current job. At the top of the list are major medical (82%) and 401K retirement plan (73%).



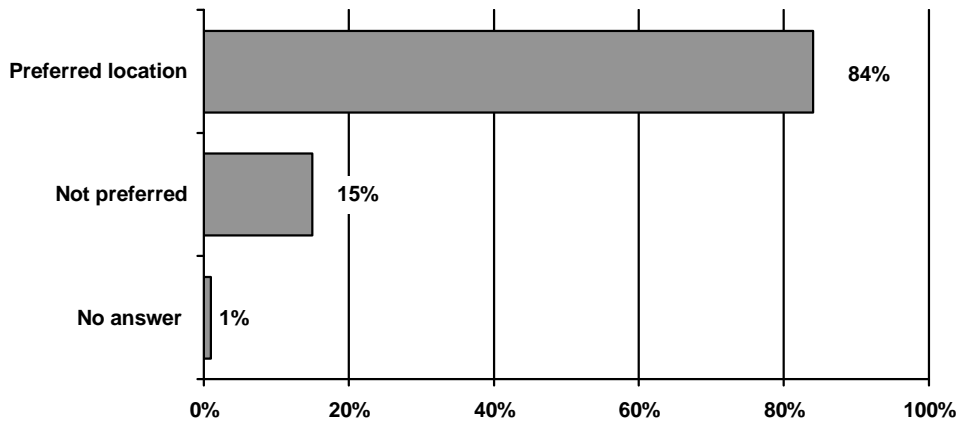
Comparison with previous years:

	<u>2007</u>	<u>2006</u>	<u>2005</u>	<u>2004</u>	<u>2003</u>	<u>2002</u>	<u>2001</u>	<u>2000</u>	<u>1999</u>	<u>1998</u>	<u>1997</u>
Major Medical	82%	84%	89%	83%	81%	79%	87%	79%	88%	86%	83%
Life Insurance	50%	48%	52%	49%	38%	36%	44%	38%	54%	35%	34%
Profit Sharing	42%	36%	47%	34%	31%	41%	44%	37%	46%	41%	36%
Car Allowance	10%	8%	10%	9%	9%	11%	12%	15%	16%	14%	28%
Professional Dues	50%	39%	44%	29%	25%	24%	31%	24%	36%	32%	33%
401K Retirement Plan	73%	73%	75%	68%	64%	70%	75%	63%	70%	61%	52%
Other	22%	26%	25%	17%	23%	19%	16%	20%	28%	20%	33%

- **Location** [RESPONDENTS WHO HAVE STARTED OR ACCEPTED A JOB]

Respondents indicate that they will be working in a number of different states, with the largest groups in California (12%), Texas (11%), and Arizona, North Carolina and Washington (5% each).

Most respondents (84%) indicate that this is their preferred region. This is essentially the same as last year (85%).



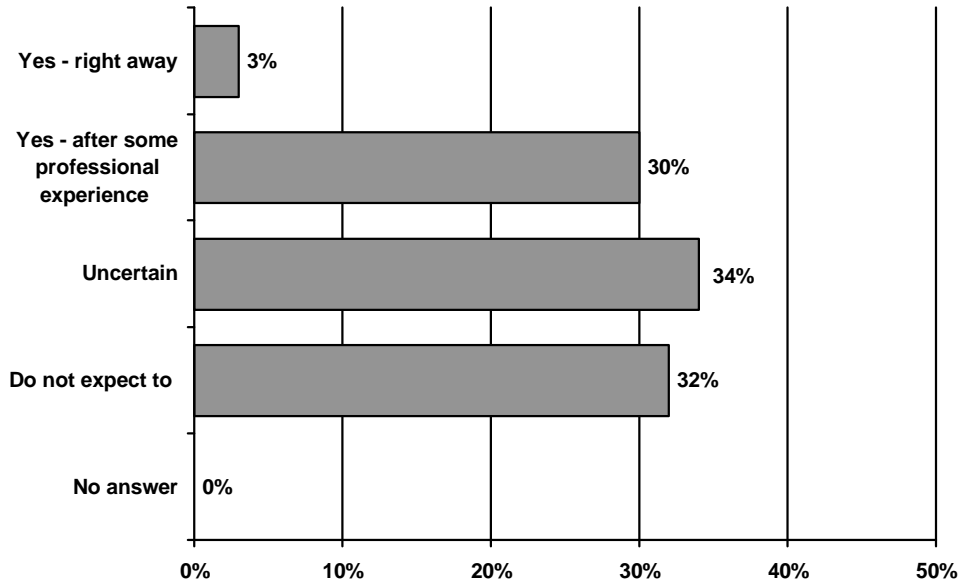
- Summary Comparison of Job-Expectations with Recently Hired Respondents

The following table compares the expectations of respondents during their job search (both those who are still in the job market and those who have accepted jobs) against the job 'realities' of those who have accepted jobs.

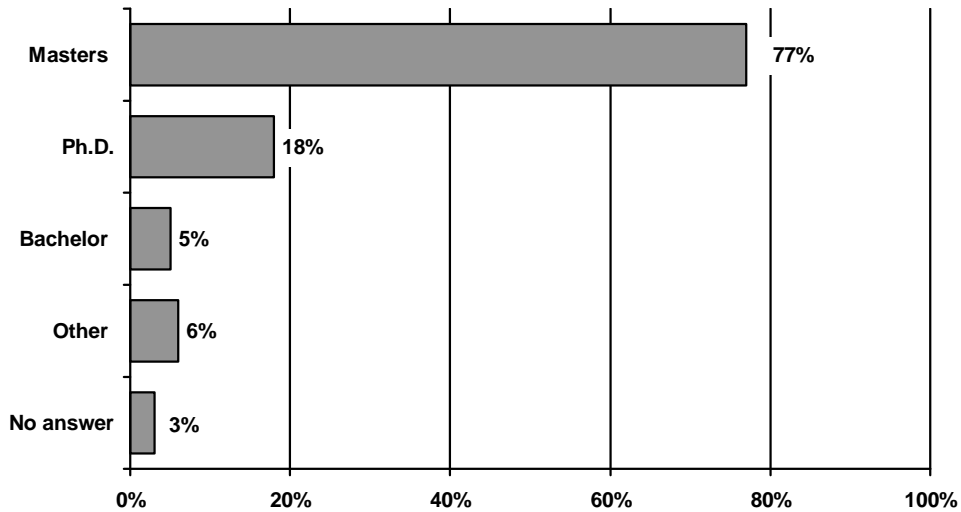
	<u>'expectations'</u> <u>(job search)</u>	<u>'reality'</u> <u>(job accepted)</u>
EMPLOYMENT SECTOR:		
Private practice LA firm (<10 employees)	17 %	17 %
Private practice LA firm (10 or more employees)	30 %	33 %
Private practice LA firm (no pref/not indicated)	13 %	-
	-----	-----
Private practice LA firm TOTAL	60 %	50 %
Private practice with allied professionals	23 %	31 %
Design build contractor	8 %	8 %
Planning agency	3 %	1 %
Public sector resource management	5 %	3 %
Academic institution	0 %	1 %
Other	2 %	5 %
AVERAGE SALARY:		
All respondents	\$ 41,700	\$ 41,500
Undergraduate students	\$ 40,100	\$ 39,800
Graduate students	\$ 44,600	\$ 45,300

- **Additional Schooling**

Close to one-third of respondents (30%) anticipate pursuing another degree or additional education after some professional experience, while 34% may do so at some later point (uncertain), and 3% intend to do so right away.

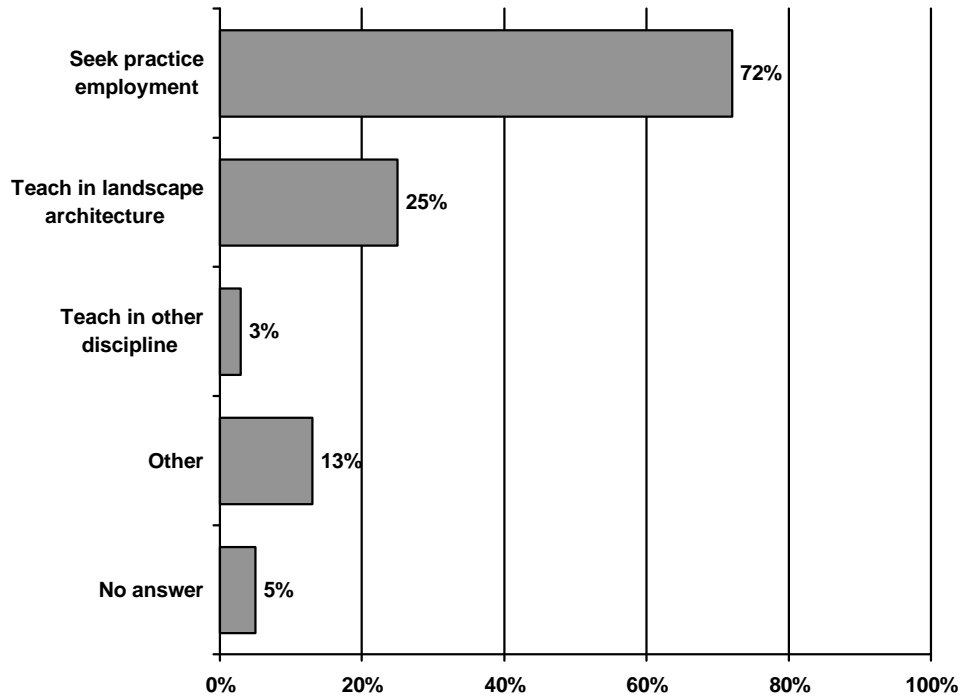


Of the respondents who are planning to pursue another degree, more than three-quarters (77%) indicate that it will be a Masters, while 18% will pursue a Ph.D., and 5% will pursue an additional Bachelor's Degree. This is similar to last year's responses. Most respondents plan to pursue advanced degrees in Landscape Architecture or related areas.



- **After Completing Additional Degree**

Close to three-quarters of respondents (72%) who plan to pursue another degree anticipate seeking practice employment once they have completed this degree, while 25% expect to teach in landscape architecture.



(ALL RESPONDENTS)

1. What is your age?

	All Respondents		GENDER		DEGREE		AGE							
	#	%	Male	Female	Undergrad	Grad	<= 25	>= 26						
BASE =	321		146	172	212	109	178	138						
	#	%	#	%	#	%	#	%						
Under 21	3	(0.9)	2	(1.4)	1	(0.6)	3	(1.7)	0	(0.0)				
21 - 25	175	(54.5)	96	(65.8)	77	(44.8)	163	(76.9)	12	(11.0)	175	(98.3)	0	(0.0)
26 - 30	57	(17.8)	19	(13.0)	38	(22.1)	21	(9.9)	36	(33.0)	0	(0.0)	57	(41.3)
31 - 40	53	(16.5)	21	(14.4)	31	(18.0)	12	(5.7)	41	(37.6)	0	(0.0)	53	(38.4)
41 - 50	20	(6.2)	4	(2.7)	16	(9.3)	6	(2.8)	14	(12.8)	0	(0.0)	20	(14.5)
51 - 64	7	(2.2)	1	(0.7)	6	(3.5)	3	(1.4)	4	(3.7)	0	(0.0)	7	(5.1)
65 +	1	(0.3)	1	(0.7)	0	(0.0)	0	(0.0)	1	(0.9)	0	(0.0)	1	(0.7)
No Answer	5	(1.6)	2	(1.4)	3	(1.7)	4	(1.9)	1	(0.9)	0	(0.0)	0	(0.0)
Average age	27.6		26.2		28.8		24.7		33.3		23.1		34.4	

(ALL RESPONDENTS)

2. What is your race?

	All Respondents		GENDER		DEGREE		AGE							
	#	%	Male	Female	Undergrad	Grad	<= 25	>= 26						
BASE =	321		146	172	212	109	178	138						
	#	%	#	%	#	%	#	%						
American Indian	3	(0.9)	2	(1.4)	1	(0.6)	3	(1.4)	0	(0.0)	2	(1.1)	0	(0.0)
Black	2	(0.6)	0	(0.0)	2	(1.2)	1	(0.5)	1	(0.9)	0	(0.0)	2	(1.4)
Hispanic	15	(4.7)	7	(4.8)	7	(4.1)	11	(5.2)	4	(3.7)	5	(2.8)	10	(7.2)
Asian or Pacific Islander	19	(5.9)	4	(2.7)	15	(8.7)	10	(4.7)	9	(8.3)	9	(5.1)	10	(7.2)
Caucasian	275	(85.7)	132	(90.4)	141	(82.0)	187	(88.2)	88	(80.7)	163	(91.6)	109	(79.0)
Other	9	(2.8)	1	(0.7)	8	(4.7)	3	(1.4)	6	(5.5)	1	(0.6)	7	(5.1)
No Answer	2	(0.6)	2	(1.4)	0	(0.0)	1	(0.5)	1	(0.9)	1	(0.6)	1	(0.7)

Other responses (one mention unless otherwise indicated):

- Eurasian
- Multi-racial (3 mentions)
- Naturalized citizen
- Russian

(ALL RESPONDENTS)

3. What is your gender?

	All Respondents		GENDER		DEGREE		AGE	
	#	%	Male	Female	Undergrad	Grad	<= 25	>= 26
BASE =	321		146	172	212	109	178	138
	#	%	#	%	#	%	#	%
Male	146	(45.5)	146	(100.0)	113	(53.3)	98	(55.1)
Female	172	(53.6)	0	(0.0)	97	(45.8)	78	(43.8)
No Answer	3	(0.9)	0	(0.0)	2	(0.9)	2	(1.1)

(ALL RESPONDENTS)

4. Which of the following best describes your current status

	All Respondents		GENDER		DEGREE		AGE							
	#	%	Male	Female	Undergrad	Grad	<= 25	>= 26						
BASE =	321		146	172	212	109	178	138						
	#	%	#	%	#	%	#	%						
Completing (or have just completed) UNDERGRADUATE program in Landscape Architecture	212	(66.0)	113	(77.4)	97	(56.4)	212	(100.0)	0	(0.0)	166	(93.3)	42	(30.4)
Completing (or have just completed) GRADUATE program in Landscape Architecture	109	(34.0)	33	(22.6)	75	(43.6)	0	(0.0)	109	(100.0)	12	(6.7)	96	(69.6)
No Answer	0	(0.0)	0	(0.0)	0	(0.0)	0	(0.0)	0	(0.0)	0	(0.0)	0	(0.0)

(RESPONDENTS WHO HAVE JUST COMPLETED UNDERGRADUATE DEGREE)

4. (continued) UNDERGRADUATE - specify school:

	All Respondents		GENDER		DEGREE		AGE							
			Male	Female	Undergrad	Grad	<= 25	>= 26						
	#	%	#	%	#	%	#	%						
BASE =	212		113		97		212		0		166		42	
Arizona State University	6	(2.8)	6	(5.3)	0	(0.0)	6	(2.8)	-	(-)	3	(1.8)	3	(7.1)
Auburn University	1	(0.5)	1	(0.9)	0	(0.0)	1	(0.5)	-	(-)	1	(0.6)	0	(0.0)
Ball State University	4	(1.9)	3	(2.7)	1	(1.0)	4	(1.9)	-	(-)	4	(2.4)	0	(0.0)
Cal Poly Pomona	7	(3.3)	2	(1.8)	5	(5.2)	7	(3.3)	-	(-)	4	(2.4)	3	(7.1)
Cal Poly San Luis Obispo	6	(2.8)	2	(1.8)	4	(4.1)	6	(2.8)	-	(-)	4	(2.4)	2	(4.8)
City College of New York	2	(0.9)	0	(0.0)	2	(2.1)	2	(0.9)	-	(-)	0	(0.0)	2	(4.8)
Clemson University	1	(0.5)	1	(0.9)	0	(0.0)	1	(0.5)	-	(-)	1	(0.6)	0	(0.0)
Colorado State University	2	(0.9)	0	(0.0)	2	(2.1)	2	(0.9)	-	(-)	2	(1.2)	0	(0.0)
Cornell University	2	(0.9)	1	(0.9)	1	(1.0)	2	(0.9)	-	(-)	2	(1.2)	0	(0.0)
Iowa State University	5	(2.4)	4	(3.5)	1	(1.0)	5	(2.4)	-	(-)	5	(3.0)	0	(0.0)
Kansas State University	1	(0.5)	0	(0.0)	1	(1.0)	1	(0.5)	-	(-)	1	(0.6)	0	(0.0)
Louisiana State University	4	(1.9)	2	(1.8)	2	(2.1)	4	(1.9)	-	(-)	4	(2.4)	0	(0.0)
Michigan State University	5	(2.4)	3	(2.7)	2	(2.1)	5	(2.4)	-	(-)	2	(1.2)	3	(7.1)
Mississippi State University	8	(3.8)	6	(5.3)	2	(2.1)	8	(3.8)	-	(-)	6	(3.6)	1	(2.4)
North Carolina State University	3	(1.4)	1	(0.9)	2	(2.1)	3	(1.4)	-	(-)	3	(1.8)	0	(0.0)
North Dakota State University	5	(2.4)	3	(2.7)	2	(2.1)	5	(2.4)	-	(-)	5	(3.0)	0	(0.0)
Oklahoma State University	6	(2.8)	4	(3.5)	2	(2.1)	6	(2.8)	-	(-)	6	(3.6)	0	(0.0)
Pennsylvania State University	15	(7.1)	11	(9.7)	4	(4.1)	15	(7.1)	-	(-)	14	(8.4)	0	(0.0)
Purdue University	4	(1.9)	3	(2.7)	1	(1.0)	4	(1.9)	-	(-)	3	(1.8)	1	(2.4)
SUNY Col of Env Sci & Forestry	5	(2.4)	2	(1.8)	3	(3.1)	5	(2.4)	-	(-)	3	(1.8)	2	(4.8)
Temple University	2	(0.9)	1	(0.9)	1	(1.0)	2	(0.9)	-	(-)	1	(0.6)	1	(2.4)
Texas A&M	4	(1.9)	0	(0.0)	4	(4.1)	4	(1.9)	-	(-)	3	(1.8)	1	(2.4)
Texas Tech University	2	(0.9)	2	(1.8)	0	(0.0)	2	(0.9)	-	(-)	1	(0.6)	1	(2.4)
The Ohio State University	5	(2.4)	3	(2.7)	2	(2.1)	5	(2.4)	-	(-)	5	(3.0)	0	(0.0)
University of Arkansas	3	(1.4)	2	(1.8)	1	(1.0)	3	(1.4)	-	(-)	1	(0.6)	2	(4.8)
University of California Berkeley	4	(1.9)	1	(0.9)	3	(3.1)	4	(1.9)	-	(-)	4	(2.4)	0	(0.0)
University of California, Davis	4	(1.9)	1	(0.9)	2	(2.1)	4	(1.9)	-	(-)	4	(2.4)	0	(0.0)
University of Connecticut	4	(1.9)	0	(0.0)	4	(4.1)	4	(1.9)	-	(-)	3	(1.8)	1	(2.4)
University of Florida	1	(0.5)	1	(0.9)	0	(0.0)	1	(0.5)	-	(-)	1	(0.6)	0	(0.0)
University of Georgia	6	(2.8)	6	(5.3)	0	(0.0)	6	(2.8)	-	(-)	6	(3.6)	0	(0.0)
University of Guelph	1	(0.5)	0	(0.0)	1	(1.0)	1	(0.5)	-	(-)	1	(0.6)	0	(0.0)
University of Idaho	8	(3.8)	6	(5.3)	2	(2.1)	8	(3.8)	-	(-)	6	(3.6)	2	(4.8)
University of Il Urbana-Champaign	4	(1.9)	2	(1.8)	2	(2.1)	4	(1.9)	-	(-)	4	(2.4)	0	(0.0)
University of Kentucky	4	(1.9)	3	(2.7)	1	(1.0)	4	(1.9)	-	(-)	2	(1.2)	2	(4.8)
University of Maryland	2	(0.9)	1	(0.9)	1	(1.0)	2	(0.9)	-	(-)	2	(1.2)	0	(0.0)
University of Massachusetts	3	(1.4)	2	(1.8)	1	(1.0)	3	(1.4)	-	(-)	2	(1.2)	1	(2.4)
University of Minnesota	1	(0.5)	0	(0.0)	1	(1.0)	1	(0.5)	-	(-)	0	(0.0)	0	(0.0)
University of Nevada, Las Vegas	3	(1.4)	1	(0.9)	2	(2.1)	3	(1.4)	-	(-)	2	(1.2)	1	(2.4)
University of Oregon	3	(1.4)	0	(0.0)	3	(3.1)	3	(1.4)	-	(-)	0	(0.0)	3	(7.1)
University of Rhode Island	4	(1.9)	2	(1.8)	2	(2.1)	4	(1.9)	-	(-)	2	(1.2)	2	(4.8)

(RESPONDENTS WHO HAVE JUST COMPLETED UNDERGRADUATE DEGREE)

4. (continued) UNDERGRADUATE - specify school:

	All Respondents		GENDER		DEGREE		AGE					
	#	%	Male	Female	Undergrad	Grad	<= 25	>= 26				
BASE =	212		113	97	212	0	166	42				
	#	%	#	%	#	%	#	%				
University of Washington	3	(1.4)	0	(0.0)	3	(3.1)	1	(0.6)	1	(2.4)		
University of Wisconsin - Madison	8	(3.8)	2	(1.8)	6	(6.2)	8	(4.8)	0	(0.0)		
Utah State University	2	(0.9)	1	(0.9)	0	(0.0)	0	(0.0)	2	(4.8)		
Virginia Tech	5	(2.4)	3	(2.7)	2	(2.1)	5	(3.0)	0	(0.0)		
Washington State University	4	(1.9)	4	(3.5)	0	(0.0)	4	(2.4)	0	(0.0)		
West Virginia University	2	(0.9)	1	(0.9)	1	(1.0)	2	(1.2)	0	(0.0)		
No Answer	28	(13.2)	13	(11.5)	15	(15.5)	28	(13.2)	23	(13.9)	5	(11.9)

(RESPONDENTS WHO HAVE JUST COMPLETED GRADUATE DEGREE)

4. (continued) GRADUATE - specify school:

	All Respondents		GENDER		DEGREE		AGE	
			Male	Female	Undergrad	Grad	<= 25	>= 26
	#	%	#	%	#	%	#	%
BASE =	109		33		75		12	
	#	%	#	%	#	%	#	%
Auburn University	2 (1.8)		1 (3.0)		1 (1.3)		1 (8.3)	
Ball State University	1 (0.9)		0 (0.0)		1 (1.3)		0 (0.0)	
Chatham University	1 (0.9)		0 (0.0)		1 (1.3)		0 (0.0)	
Cornell University	1 (0.9)		0 (0.0)		1 (1.3)		1 (8.3)	
Florida A & M University	3 (2.8)		2 (6.1)		1 (1.3)		0 (0.0)	
Louisiana State University	1 (0.9)		1 (3.0)		0 (0.0)		0 (0.0)	
North Carolina State University	4 (3.7)		2 (6.1)		2 (2.7)		2 (16.7)	
Pennsylvania State University	1 (0.9)		0 (0.0)		1 (1.3)		0 (0.0)	
Polytechnic Univ, Puerto Rico	1 (0.9)		1 (3.0)		0 (0.0)		0 (0.0)	
SUNY Col of Env Sci & Forestry	3 (2.8)		1 (3.0)		2 (2.7)		0 (0.0)	
The Ohio State University	1 (0.9)		0 (0.0)		1 (1.3)		0 (0.0)	
UCLA Extension	7 (6.4)		1 (3.0)		6 (8.0)		0 (0.0)	
University of Arizona	6 (5.5)		2 (6.1)		4 (5.3)		0 (0.0)	
University of British Columbia	7 (6.4)		0 (0.0)		7 (9.3)		0 (0.0)	
University of California Berkeley	3 (2.8)		1 (3.0)		2 (2.7)		0 (0.0)	
University of Colorado Denver	2 (1.8)		0 (0.0)		2 (2.7)		0 (0.0)	
University of Georgia	2 (1.8)		1 (3.0)		1 (1.3)		0 (0.0)	
University of Guelph	1 (0.9)		0 (0.0)		1 (1.3)		0 (0.0)	
University of Idaho	1 (0.9)		1 (3.0)		0 (0.0)		0 (0.0)	
University of Il Urbana-Champaign	1 (0.9)		0 (0.0)		1 (1.3)		1 (8.3)	
University of Massachusetts	3 (2.8)		2 (6.1)		1 (1.3)		1 (8.3)	
University of Michigan	1 (0.9)		0 (0.0)		1 (1.3)		0 (0.0)	
University of Minnesota	11 (10.1)		4 (12.1)		7 (9.3)		3 (25.0)	
University of Oklahoma	2 (1.8)		0 (0.0)		2 (2.7)		0 (0.0)	
University of Oregon	1 (0.9)		0 (0.0)		1 (1.3)		0 (0.0)	
University of Pennsylvania	2 (1.8)		1 (3.0)		1 (1.3)		0 (0.0)	
University of Texas at Arlington	3 (2.8)		1 (3.0)		2 (2.7)		0 (0.0)	
University of Texas at Austin	3 (2.8)		1 (3.0)		2 (2.7)		0 (0.0)	
University of Virginia	5 (4.6)		2 (6.1)		3 (4.0)		2 (16.7)	
University of Washington	4 (3.7)		2 (6.1)		2 (2.7)		0 (0.0)	
Virginia Tech	8 (7.3)		4 (12.1)		4 (5.3)		0 (0.0)	
No Answer	17 (15.6)		2 (6.1)		14 (18.7)		1 (8.3)	

(RESPONDENTS WHO HAVE JUST COMPLETED GRADUATE DEGREE)

4. (continued) GRADUATE - what was your undergraduate degree

	All Respondents		GENDER		DEGREE		AGE	
			Male	Female	Undergrad	Grad	<= 25	>= 26
	#	%	#	%	#	%	#	%
Accounting	1 (0.9)		1 (3.0)	0 (0.0)	- (-)	1 (0.9)	0 (0.0)	1 (1.0)
American Studies	1 (0.9)		0 (0.0)	1 (1.3)	- (-)	1 (0.9)	0 (0.0)	1 (1.0)
Ancient Greek and Humanities	1 (0.9)		0 (0.0)	1 (1.3)	- (-)	1 (0.9)	0 (0.0)	1 (1.0)
Architecture	5 (4.6)		1 (3.0)	4 (5.3)	- (-)	5 (4.6)	0 (0.0)	5 (5.2)
art history	1 (0.9)		0 (0.0)	1 (1.3)	- (-)	1 (0.9)	0 (0.0)	1 (1.0)
Biology	6 (5.5)		2 (6.1)	4 (5.3)	- (-)	6 (5.5)	1 (8.3)	5 (5.2)
Botany	2 (1.8)		1 (3.0)	1 (1.3)	- (-)	2 (1.8)	1 (8.3)	1 (1.0)
Business Administration	2 (1.8)		1 (3.0)	1 (1.3)	- (-)	2 (1.8)	0 (0.0)	2 (2.1)
Computer Science	1 (0.9)		1 (3.0)	0 (0.0)	- (-)	1 (0.9)	0 (0.0)	1 (1.0)
Creative Writing	3 (2.8)		0 (0.0)	3 (4.0)	- (-)	3 (2.8)	0 (0.0)	3 (3.1)
Cultural Anthropology	1 (0.9)		1 (3.0)	0 (0.0)	- (-)	1 (0.9)	0 (0.0)	1 (1.0)
Design	1 (0.9)		1 (3.0)	0 (0.0)	- (-)	1 (0.9)	0 (0.0)	1 (1.0)
Dietetics	1 (0.9)		0 (0.0)	1 (1.3)	- (-)	1 (0.9)	0 (0.0)	1 (1.0)
Economics	2 (1.8)		1 (3.0)	1 (1.3)	- (-)	2 (1.8)	0 (0.0)	2 (2.1)
English	6 (5.5)		3 (9.1)	3 (4.0)	- (-)	6 (5.5)	0 (0.0)	6 (6.3)
Environmental Design	3 (2.8)		3 (9.1)	0 (0.0)	- (-)	3 (2.8)	2 (16.7)	1 (1.0)
Environmental Economics	1 (0.9)		0 (0.0)	1 (1.3)	- (-)	1 (0.9)	0 (0.0)	1 (1.0)
Environmental Studies	4 (3.7)		0 (0.0)	4 (5.3)	- (-)	4 (3.7)	3 (25.0)	1 (1.0)
Finance	1 (0.9)		0 (0.0)	1 (1.3)	- (-)	1 (0.9)	0 (0.0)	1 (1.0)
French	1 (0.9)		0 (0.0)	1 (1.3)	- (-)	1 (0.9)	0 (0.0)	1 (1.0)
Geography	2 (1.8)		1 (3.0)	1 (1.3)	- (-)	2 (1.8)	0 (0.0)	2 (2.1)
Graphic Design	1 (0.9)		0 (0.0)	1 (1.3)	- (-)	1 (0.9)	0 (0.0)	1 (1.0)
Horticulture	3 (2.8)		0 (0.0)	3 (4.0)	- (-)	3 (2.8)	3 (25.0)	0 (0.0)
Interior Design	1 (0.9)		0 (0.0)	1 (1.3)	- (-)	1 (0.9)	0 (0.0)	1 (1.0)
International Studies	3 (2.8)		1 (3.0)	2 (2.7)	- (-)	3 (2.8)	0 (0.0)	3 (3.1)
Journalism	1 (0.9)		0 (0.0)	1 (1.3)	- (-)	1 (0.9)	0 (0.0)	1 (1.0)
Landscape Architecture	2 (1.8)		1 (3.0)	1 (1.3)	- (-)	2 (1.8)	0 (0.0)	1 (1.0)
Landscape Design & Philosophy	1 (0.9)		0 (0.0)	1 (1.3)	- (-)	1 (0.9)	0 (0.0)	1 (1.0)
Landscape horticulture	1 (0.9)		1 (3.0)	0 (0.0)	- (-)	1 (0.9)	0 (0.0)	1 (1.0)
Latin American Studies	1 (0.9)		0 (0.0)	1 (1.3)	- (-)	1 (0.9)	0 (0.0)	1 (1.0)
Liberal Studies	2 (1.8)		0 (0.0)	2 (2.7)	- (-)	2 (1.8)	0 (0.0)	2 (2.1)
Music Performance	1 (0.9)		1 (3.0)	0 (0.0)	- (-)	1 (0.9)	0 (0.0)	1 (1.0)
Natural Resources	3 (2.8)		1 (3.0)	2 (2.7)	- (-)	3 (2.8)	0 (0.0)	3 (3.1)
Philosophy	1 (0.9)		1 (3.0)	0 (0.0)	- (-)	1 (0.9)	0 (0.0)	1 (1.0)
Photography	1 (0.9)		0 (0.0)	1 (1.3)	- (-)	1 (0.9)	0 (0.0)	1 (1.0)
Physical fitness/Sports Management	1 (0.9)		1 (3.0)	0 (0.0)	- (-)	1 (0.9)	0 (0.0)	1 (1.0)
Psychology	3 (2.8)		1 (3.0)	2 (2.7)	- (-)	3 (2.8)	0 (0.0)	3 (3.1)
Religion	1 (0.9)		0 (0.0)	1 (1.3)	- (-)	1 (0.9)	0 (0.0)	1 (1.0)
Resource Recreation & Tourism	1 (0.9)		1 (3.0)	0 (0.0)	- (-)	1 (0.9)	0 (0.0)	1 (1.0)
Russian	1 (0.9)		0 (0.0)	1 (1.3)	- (-)	1 (0.9)	0 (0.0)	1 (1.0)

(RESPONDENTS WHO HAVE JUST COMPLETED GRADUATE DEGREE)

4. (continued) GRADUATE - what was your undergraduate degree

	All Respondents		GENDER		DEGREE		AGE							
	#	%	Male	Female	Undergrad	Grad	<= 25	>= 26						
BASE =	109		33	75	0	109	12	96						
	#	%	#	%	#	%	#	%						
Sociology	1	(0.9)	0	(0.0)	1	(1.3)	-	(-)	1	(0.9)	0	(0.0)	1	(1.0)
sports management	1	(0.9)	1	(3.0)	0	(0.0)	-	(-)	1	(0.9)	0	(0.0)	1	(1.0)
Studio Art	7	(6.4)	2	(6.1)	5	(6.7)	-	(-)	7	(6.4)	1	(8.3)	6	(6.3)
Surveying and Topography	1	(0.9)	1	(3.0)	0	(0.0)	-	(-)	1	(0.9)	0	(0.0)	1	(1.0)
Theater	1	(0.9)	0	(0.0)	1	(1.3)	-	(-)	1	(0.9)	0	(0.0)	1	(1.0)
Urban and Regional Planning	5	(4.6)	0	(0.0)	5	(6.7)	-	(-)	5	(4.6)	0	(0.0)	5	(5.2)
Urban Studies	1	(0.9)	0	(0.0)	1	(1.3)	-	(-)	1	(0.9)	0	(0.0)	1	(1.0)
No Answer	17	(15.6)	3	(9.1)	13	(17.3)	-	(-)	17	(15.6)	1	(8.3)	16	(16.7)

(ALL RESPONDENTS)

5. What are your plans for the immediate future?

	All Respondents		GENDER		DEGREE		AGE							
	#	%	Male	Female	Undergrad	Grad	<= 25	>= 26						
BASE =	321		146	172	212	109	178	138						
	#	%	#	%	#	%	#	%						
To work/seek employment	285	(88.8)	128	(87.7)	154	(89.5)	186	(87.7)	99	(90.8)	153	(86.0)	127	(92.0)
To pursue additional education	11	(3.4)	8	(5.5)	3	(1.7)	10	(4.7)	1	(0.9)	10	(5.6)	1	(0.7)
Undecided	5	(1.6)	2	(1.4)	3	(1.7)	4	(1.9)	1	(0.9)	3	(1.7)	2	(1.4)
Travel	19	(5.9)	8	(5.5)	11	(6.4)	12	(5.7)	7	(6.4)	12	(6.7)	7	(5.1)
No Answer	1	(0.3)	0	(0.0)	1	(0.6)	0	(0.0)	1	(0.9)	0	(0.0)	1	(0.7)

(ALL RESPONDENTS)

6. Which of the following employment sectors is your PRIMARY interest?

	All Respondents		GENDER		DEGREE		AGE							
	#	%	Male	Female	Undergrad	Grad	<= 25	>= 26						
BASE =	321		146	172	212	109	178	138						
	#	%	#	%	#	%	#	%						
Private practice landscape architecture firm - less than 10 employees (small)	53	(16.5)	26	(17.8)	27	(15.7)	29	(13.7)	24	(22.0)	28	(15.7)	24	(17.4)
Private practice landscape architecture firm - 10 or more employees (mid to large)	96	(29.9)	49	(33.6)	46	(26.7)	70	(33.0)	26	(23.9)	59	(33.1)	35	(25.4)
Private practice landscape architecture firm - no size preference	41	(12.8)	18	(12.3)	22	(12.8)	25	(11.8)	16	(14.7)	21	(11.8)	20	(14.5)
Private practice with allied professionals (engineering, planning, architecture)	73	(22.7)	29	(19.9)	44	(25.6)	44	(20.8)	29	(26.6)	40	(22.5)	33	(23.9)
Design build contractor	24	(7.5)	14	(9.6)	10	(5.8)	20	(9.4)	4	(3.7)	16	(9.0)	7	(5.1)
Planning agency	8	(2.5)	1	(0.7)	7	(4.1)	5	(2.4)	3	(2.8)	3	(1.7)	5	(3.6)
Public sector resource management (parks, forests, wildlife, etc.) - Federal	9	(2.8)	3	(2.1)	6	(3.5)	7	(3.3)	2	(1.8)	4	(2.2)	5	(3.6)
PSRM - State	1	(0.3)	1	(0.7)	0	(0.0)	1	(0.5)	0	(0.0)	0	(0.0)	1	(0.7)
PSRM - Local	4	(1.2)	1	(0.7)	3	(1.7)	1	(0.5)	3	(2.8)	0	(0.0)	4	(2.9)
PSRM - Not for profit	1	(0.3)	0	(0.0)	0	(0.0)	1	(0.5)	0	(0.0)	1	(0.6)	0	(0.0)
Academic institution	1	(0.3)	1	(0.7)	0	(0.0)	1	(0.5)	0	(0.0)	1	(0.6)	0	(0.0)
Other	7	(2.2)	3	(2.1)	4	(2.3)	5	(2.4)	2	(1.8)	3	(1.7)	4	(2.9)
No Answer	3	(0.9)	0	(0.0)	3	(1.7)	3	(1.4)	0	(0.0)	2	(1.1)	0	(0.0)

Other responses (one mention unless otherwise indicated):

- A small-mid sized firm until licensed, then return for a Masters and maybe teach
- Aggregate Producing Company
- City
- Development
- Environmental consulting
- Golf Course Architecture
- LARGE RETAIL NURSERY/GROUNDS DESIGNER
- Theoretical/ landscape urbanism
- Zoological Design

(ALL RESPONDENTS)

7. How many job interviews have you had during your final semester in school?

	All Respondents		GENDER		DEGREE		AGE							
	#	%	Male	Female	Undergrad	Grad	<= 25	>= 26						
BASE =	321		146	172	212	109	178	138						
	#	%	#	%	#	%	#	%						
None	87	(27.1)	37	(25.3)	49	(28.5)	52	(24.5)	35	(32.1)	38	(21.3)	48	(34.8)
1	52	(16.2)	21	(14.4)	30	(17.4)	28	(13.2)	24	(22.0)	23	(12.9)	28	(20.3)
2	37	(11.5)	16	(11.0)	21	(12.2)	24	(11.3)	13	(11.9)	19	(10.7)	16	(11.6)
3	54	(16.8)	21	(14.4)	32	(18.6)	34	(16.0)	20	(18.3)	32	(18.0)	22	(15.9)
4	25	(7.8)	14	(9.6)	11	(6.4)	17	(8.0)	8	(7.3)	17	(9.6)	7	(5.1)
5	20	(6.2)	14	(9.6)	6	(3.5)	17	(8.0)	3	(2.8)	16	(9.0)	4	(2.9)
6 - 10	39	(12.1)	20	(13.7)	19	(11.0)	33	(15.6)	6	(5.5)	29	(16.3)	10	(7.2)
11 or more	5	(1.6)	2	(1.4)	3	(1.7)	5	(2.4)	0	(0.0)	2	(1.1)	3	(2.2)
No Answer	2	(0.6)	1	(0.7)	1	(0.6)	2	(0.9)	0	(0.0)	2	(1.1)	0	(0.0)
Average number	2.7		3.0		2.5		3.1		1.8		3.1		2.2	

(RESPONDENTS WHO HAVE HAD ONE OR MORE JOB INTERVIEW)

7b. Please comment on how the interview went:

- 3 out of 3 offered me a job
- A briefing on the process of how they design. Told information about myself and explained why I think I would make a great asset to their work environment.
- All the interviews went extremely well. I was told I had a great portfolio, and I was told by many that they see me as a future leader in the field. That was a great and unexpected compliment. I received several offers of employment.
- All three of mine were phone interviews for summer internships in smaller firms. It went well I got a job.
- All were very professional. I stayed with my current employer, who offered me a better package.
- An overall good experience and provided good practice for future interviews.
- At some points it was frustrating trying to get an interview or to get firms to respond at all. When I did have interviews, the atmosphere was relaxed and the interviewers were as interested in my personality and personal interests as much as my professional skills. All the firm's I interviewed with were quick to respond.
- Better than I anticipated.
- Both companies liked me and my work and ultimately offered me a position. The salary offers were different but they reflected the amount of responsibility that would be required for the position.
- Brilliantly
- Could have gone better.
- Each went very well but I think that firms are looking for "younger" minds.
- Even though I spent an extra effort to get my portfolio out early, I felt much of the interview processes were conducted at one uniform time. It was as if no matter when you submit your portfolio, you were still required to wait around for a more common deadline date.
- Excellent!!!
- Excellent
- Fairly relaxed process with very friendly professionals.
- Fairly well, just prospecting
- FANTASTIC! Out of my four job interviews, 2 became offers!
- Fine
- Fine. Actually I have had 5 interviews in the past 6 months and was offered jobs at each one.
- Firm reps came to our campus, I signed up for a slot. Some were very comfortable, asked to see my work, talked to me, we had a conversation. However, one I had to ask to show my work and keep the conversation going the whole time, it was very stressful and made me very disinterested in the firm.
- For the most part, the interviews went very well. Most of them were more relaxed and informal than I expected, which really made me feel comfortable. Overall it was a great experience.
- For the most part, the people I met with were friendly and the interview process was positive
- For the most part, very smoothly. Employers asked pertinent questions not only about experience and ability, but also about interests (both within and outside the field) and goals. Smaller firms were also interested in personality traits to match with their firm environment.
- Good
- Good, I got the internship!
- Good, timely, fun
- Got an offer from the third, fourth and fifth firms.
- Great (2 mentions)
- GREAT! VERY INTERESTED IN WHAT COULD DO FOR THE FIRM. THE COMPANY WAS NOT TOO CONCERNED ABOUT THE PORTFOLIO ONLY MY EXPERIENCE WITH WHAT THEY WANTED.
- Great. Unfortunately, they needed someone who could start immediately.
- Great--I'd already worked with the organization, so interview was informal and pleasant.
- Had multiple interviews with 2 companies. Tried to work in the USA but my visa restricted me from starting until mid-June so I wasn't offered the job. The questions at all firms were similar and what I expected.

(RESPONDENTS WHO HAVE HAD ONE OR MORE JOB INTERVIEW)

7b. (continued)

- Hard to say. I thought at least two of the interviews went well, but then I didn't get either job.
- Have 9 interviews scheduled for two days from now.
- I already completed a survey, but just wanted to add a few more comments. One of the interview questions I got with one of the big name companies was: "If we were to make you an offer, and it was the same as XXX (the company I interned with last year), and everything about it was the same, which would you chose? (They know the company I interned with very well. They flew me down just to ask me that.) I had another office interview with a big company. It was bad enough that they flew both my classmates and I down at the same time. They didn't have the time during the day for us and we had to interview on a weekend. I would not recommend going to an office interview at the same time or day with your classmate or agreeing to interview on a weekend. If any company does that, I recommend you not consider them. All of the companies I had an office interview with flew me down to see their office, picked me up at the airport, put me in a nice hotel within walking distance of the office, and took me out to lunch or dinner, or both.
- I approached the firms I was interested in working for and interviewed with all of them at my appointment.
- I felt well prepared to succeed in any position.
- I got a part time job with a small design firm in Fremont and plan on continuing working there for a few years.
- I got the job. (2 mentions)
- I had a general interview about my work experience, favorite courses etc, then went through my portfolio and projects, then the firm went over what they do, specifics of their company and I had an opportunity to ask any questions I had about the company.
- I had a phone interview then a few days later met at the office for interviews with my district manager, project manager and potential teammates.
- I had an interview for an internship arranged by one of my adjunct professors who knew the division supervisor well. I feel it was based on her recommendation that really got me into the position. I sent a resume beforehand, went in to speak with him personally and got the job on the spot. Now as a graduate, they are considering me for a permanent full-time position.
- I had many companies seek me out due to my many years of work experience prior to graduating. I had firms competing for me and in the end took the best offer at a firm in Austin TX.
- I have been talking with owner of a firm off and on for a couple of years, but we have not yet finalized terms.
- I interviewed with six firms in the Bay Area over spring break this past semester. I sent all of the firms a letter, resume and work samples a few weeks before I intended to interview. At the interviews we discussed my portfolio and experience as well as the firm's body of work, philosophy, and structure. I contacted the offices a couple of weeks after the interview. I received two offers of employment about a month after my interviews and established a continued relationship with three other firms. After a brief negotiation period with both firms, I made my final decision.
- I showed examples of past work and the interviewers told me about the company. We asked questions about what was expected of each other.
- I was in competition with 5 other applicants who had been in the field of LA for 5 or more years, but was able to beat the other applicants and was hired for the position.
- I was nervous, but for the most part the employers made it very comfortable. It was good experience to interview with different types of firms and people.
- I was not ready to sell myself. They did not go well but that is because I was not sure what direction I wanted to go in. I also do not want to work in a cube!
- I was offered a job, but then two weeks after not receiving the letter, I found out the employer was still interviewing for the position he had offered me.
- I was pleased with my level of preparedness as well as the enthusiasm of the interviewers.
- I was very pleased and felt like I was in demand, qualified and prepared.
- I went after as many opportunities as I could in the application process, and through the call-backs, set up interviews. My preference on location determined where, so I applied at a variety of different types of firms. However, throughout the interview process, I found that there are several different atmospheres and directions I could pursue, and I really feel like I am satisfied with my outcome.

(RESPONDENTS WHO HAVE HAD ONE OR MORE JOB INTERVIEW)

7b. (continued)

- It went very well.
- If anything it was a great way to see how firms are structured.
- Informal meeting at the interviewer's firm. Went over my portfolio, talked about my interest in landscape architecture, and discussed my professional goals.
- Interview went really well, I was offered the job immediately.
- Interview went well, did not get a chance to touch base afterwards due to relocation.
- Interviews all went well. Very professional, made me feel comfortable throughout the entire process. The interviews were more like casual conversations rather than formal interviews.
- Interviews got easier as I did more of them. After a few, I learned what questions they were going to ask me and what I wanted to know from them.
- Interviews have been a good experience and I got an internship from one. Sent out resumes but sometimes a position is previously filled.
- Interviews were very revealing about what the firms were looking for. Some asked very specific questions about graphic skills, others were more interested in learning more about my personality, how I work with others, what my hobbies and interests are, etc. It was particularly helpful to include collaborative work in my portfolio because many firms were interested in how I work with students with different approaches or from different disciplines.
- It became very apparent that firms need young professionals now more than ever. Most of the firms went to great lengths to show me a good time. The firms that had energy and understood current design concepts attracted me the most. The firms that were stuck in the past lost my attention and respect.
- It is going good.
- It was easy as I had been working there for 2 summers already and I was comfortable with the people.
- It was easy going and relaxed. Overall a good learning experience.
- It was informative and fun. The market is competitive.
- It was more of a discussion or a two-way interview.
- It was pleasant, relaxed but professional.
- It was very casual and not nearly as stressful as it was built up to be. It is very annoying to be told that you're a perfect candidate/fit for the company only to not get the job.
- It was very comfortable.
- It was very easy, but interviewing has never been a problem for me, also there is a wide range of opportunities to explore.
- It was very relaxed and a no-pressure situation for me because the firm called me (not the other way around). They asked me some questions and I asked them some questions. They described the job and I expressed interest but explained I was not immediately available since I was still in school. We left the job offer open-ended.
- It went pretty well. I felt fairly well prepared, and I was excited about the work I saw people doing.
- It went very smoothly. I interviewed on a Friday afternoon and was asked if I could start the following Monday morning.
- It went very well. (Two mentions)
- It went well but each job was looking for slightly different specialties so you had to adjust your way of interviewing.
- It went well.
- IT went well. 6 interviews in 2 weeks with 5 job offers.
- It went well. I was offered 2 of the 4 jobs I was interested in.
- It went well. I was offered employment.
- LA's that I interviewed with were welcoming and excited about finding recent graduates to hire.
- Long and tedious.
- Lots of interest.
- Lots of variety.
- Most firms wanted somebody with at least a year of work experience rather than hiring an entry-level.
- Most of the companies expressed interest but didn't respond until a few weeks after I accepted an offer with another company

(RESPONDENTS WHO HAVE HAD ONE OR MORE JOB INTERVIEW)

7b. (continued)

- Most of the interviews I had were pretty informal at the University. I presented the portfolio and the interviewer tells me about their company. The next process is the questions and answer. As for office interviews, I would fly to where the office is at and go over the same thing. The only difference is that I get to meet the people in the office and they would show me some of their most successful projects or current projects that they had.
- Most of the people that I interviewed with were through our school career day. I have a job from that process.
- Most went better than expected resulting in a career opportunity.
- Most went very well; the interviewers were primarily previous graduates of the University of Arkansas LA department.
- Mostly phone interviews; all went well. The physical interviews were definitely worth the trip; I found that one firm on the phone was friendly and enthusiastic on the phone but when visited, were extremely rude and unaccommodating.
- MOSTLY WAS THE PRINCIPAL DESCRIBING THE FIRM, AND PLAYING UP THE FIRM. FEW QUESTIONS WERE ASKED OF ME.
- My interview experience was a positive one, due in part to the work of the Landscape Architecture Department at Penn State. The annual Career Day was a great opportunity to meet and converse with potential employers before an interview even took place. I believe this helped land interviews later in the Spring. Additionally, faculty in the department gave a lot of guidance on questions to ask/answer during interviews, so I wasn't surprised by the discussions that took place during either one of my interviews. As for the interviews themselves, I believe that my undergraduate education and extracurricular activities prepared me to thoughtfully answer questions and communicate my potential contributions effectively. It also helped that the firms I interviewed with were professional, yet very personable and made things comfortable during the interviews.
- My interview experiences varied depending on the size, type, and location of the firms. Some were relatively formal while others were pretty laid back, button down and jeans sort of places. Sometimes I had an idea of what type of office environment they had but I always wore a suit and tie just in case. I didn't focus on one type of firm, as far as market focus or geographic location, so I got a pretty broad idea of what I could see myself doing in a private practice. Every interview was a great experience and I began to feel very confident by the third interview.
- My interview process went well. I was offered jobs at least half the firms I interviewed with.
- My interview went well and in fact was hired at the firm I had researched and wanted to work for. One of my professors who worked at the firm suggested me for employment.
- My interviews took place at a school sponsored career day. Many firms were present and students had the opportunity to sign up for about ten in a day. Each interview was 30 minutes long, and I have had one follow up interview since then.
- Not your normal interview, not very structured. More about who I am and how I will fit the company. More about if I like what they do.
- OK I suppose.
- Ok, but pretty intense. The interviewers were very focused on my portfolio. They had a clear idea of what skill set they were looking for. I was nearly the last interview for them after a month and I had to answer a lot of questions.
- One interview was with a private firm for whom I had interned the previous summer. That interview was very informal, to the point of being unprofessional. The second interview I participated in was with a multi-office firm doing regional and international work from their various offices across the country. This firm was far more professional, conducting a structured interview and allowing me to shadow the firm for the afternoon in a participatory way.
- One small firm didn't have the workload to justify a hire, and I was concerned about their lack of regional planning and design. Another mid-size firm was helpful in being very direct about what they saw in my portfolio; they too were not in a position to hire at the moment. Again, I was concerned about working only at a site level. I decided against landscape architecture firms so that I could work across disciplines and do regional planning and design. I turned down an offer at an architecture firm and ended up at an engineering firm with landscape, planning, environmental services, etc. It was definitely the right decision as I have the opportunity to learn across disciplines and think more creatively.
- Only one interview was very formal and the interviewer asked questions straight from a packet of papers. The rest of the interviews were very casual and not intimidating.

(RESPONDENTS WHO HAVE HAD ONE OR MORE JOB INTERVIEW)

7b. (continued)

- Overall quite well, a few questions I was not prepared for but they were impressed with my work ethic and portfolio.
- Overall well. Some interviews were at a more relaxed social scale where they get to know you as a person. These were more comfortable and I was able to gain a better feel of the firm and the type of people working there. Others were more structured with the silly 'interview' questions they ask. In the end, the most annoying aspect is the 'game' that is played, trying to get people to call back and find out if they actually are interested in you.
- Present portfolio, very positive feedback. Discuss skills, positive feedback. Everyone wants 3-5 year of experience but are willing to discuss opportunities with graduates who have previous careers.
- Pretty well.
- Process went well, firms seemed fun and looking for work, which was exciting.
- Quite well
- Relaxed. Informative.
- Since most were out of state, phone interviews were initial.
- Smoothly
- Smoothly but very time consuming when I needed to be writing my thesis. Felt like I was weak in computer areas and had to do a lot of talking to get over my MLA (as opposed to a BLA). Felt some prejudice to MLA as too uppity or expecting too much (like reasonable work).
- Some seemed very promising others where not. I was turned down by a few, and offered positions by a similar number. Starting salary offers were low for a majority of offers.
- Some were more comfortable environments than others
- The demand for entry level positions is very high. Got offers from most interviews.
- The firm was nice and I was accommodated well. It was more of a conversation than a formal Q and A session.
- The first interview went great. I was confident, clear in my responses, and feel I made a good impression when it was over. The second interview (for the same job) was the day after I had defended my thesis. I was exhausted, brain fogged, and had not prepared mentally for this interview. I have not heard back from the company.
- The first one was just a short phone interview since I was abroad so the conversation was limited. The second one was much more successful because I was able to come to the firm and get a tour and meet several of my future team members. I met with the head principal of the office and it went very well.
- The interview from which I accepted a job was very professional; the interviewer was attentive and interested in my work and excited to show me the work of his firm, making connections between their and my desires. The other interviews seemed like they were rushed and not truly interested in getting to know me.
- The interview process is exciting. I felt that the interview process went very well. The most difficult part is finding time in your schedule, especially during the last semester of school while trying to complete a capstone project.
- The interview process was somewhat informal across the board. Interviewers were very nice and seemed very interested in my interests and skills.
- The interview process was tough for the reason that one firm that I wasn't that sold on offered me a job right away leaving my options narrowed. I had to reject two job offers. One other interview was very organized and to the point. Though I felt very comfortable and confident that my skills set would allow me to do well in either position.
- The interview process was very insightful as far as determining a good fit between my interests and personality and the interests and project scope of the firms. In each case I had an opinion about the firm prior to the interview which was completely revised after seeing the office and talking with employees. It became relatively easy to narrow down my options to two firms, but difficult to finally settle on one. The most difficult part, in my opinion, was making the portfolio, the initial selection of what firms do apply to and then waiting to find out which were interested in me!
- The interview process was very smooth.
- The interview process went smoothly. 2 interviews were with firms I had previously interned for. They weren't really interviews at all, more just them going over their offer/benefits. The 3rd interview was also more of me interviewing them. I had never worked for them, so I got to know a lot of what they did. I decided to go with the firm I had not previously interned with.

(RESPONDENTS WHO HAVE HAD ONE OR MORE JOB INTERVIEW)

7b. (continued)

- The interview went great, I had a lot of questions prepared and a strong portfolio to show.
- The interviewer asked me to talk about myself and my interest, which I did, then I went through my school and out of school projects with him. Went pretty well.
- The interviews went extremely well. All of the potential employers were pleased with the work that I was able to show them.
- The interviews were straight forward. It was a laid back atmosphere, and a great experience overall.
- The two interviews went very well. I received two job offers and accepted one in Huntington, New York.
- There is a huge gap between the content of interviews at private companies and government organizations.
- There were certain firms that led me to believe I had the job and then told me no at the last minute. Other firms were very straight forward and professional (which is what I ended up signing a contract with).
- They were impressed with my senior portfolio.
- They all seemed to go well, however they helped determine what I actually wanted out of my employment/employer. Specifically what my goals were as a designer and how they fit with specific types of firms. Smaller design firms seemed to have a lot less room for advancement and seemed not to stress about licensure.
- They all went better than I anticipated.
- They all were professional, and I enjoyed the process.
- They asked me about what I planned to do after school and what I like to do during my free time. I showed them some examples of work and then they came back with an offer.
- They went well.
- They went well but did not result in offers.
- They went well, just prospecting for career opportunity.
- They were informal intern interviews.
- They were pretty exhausting. Most of the interviews required a flight to and from the firm's location all in the same day. When you consider the 2 hours to travel to and from the airport, unexpected traffic, flight delays, and over bookings it really added up to a huge time investment. Once I was at the firm I was tired but I managed to appear energetic to help the interview run smoothly.
- Three of the interviews were on-campus interviews from visiting firms. I felt that they were more interested in the undergraduates, one seemed to be simply advertising for his firm as he was not even taking resumes. The one interview I set up myself went well and I was offered a position though I did not take it.
- Typical interview, just a lot of questions.
- Very encouraging, they were very interested in getting to know me and see my work. They were impressed with the work I had.
- Very good, great communication.
- Very informal.
- Very Informal. Mainly a review of portfolio and a general discussion about character.
- Very positive experiences, dialog about experiences, expectations, interests and skills.
- Very reciprocal; they interviewed me as much as I interviewed them.
- Very relaxed, mostly presenting my portfolio and talking about my internships.
- Very successful with 4 offers at great firms.
- Very well and professional.
- Very well, career fairs and the job link site helped to find potential employers.
- Very well, everyone needed help.
- Very well, including being hired at my first choice of firm.
- Very well, they all seemed pretty interested.
- Very well. (9 mentions)
- Very well. All three included multiple interviews.
- Very Well. Thanks to the ASLA joblink in Minneapolis at the 2006 ASLA convention - several interviews and contacts were made.
- Very well; 100 percent success. Received offers from all firms.

(RESPONDENTS WHO HAVE HAD ONE OR MORE JOB INTERVIEW)

7b. (continued)

- Was asked some HR questions, reviewed my portfolio, talked about what the firm had to offer and what my interests were. Overall, all good experience interviewing.
- We conducted the interview over the phone. This was a mistake on both our parts. Since we (landscape architects) are selling an "imaginary" product, we often default to human interaction and chemistry to land a job, both of which I believe were lost over the phone. In the future I will be hesitant to conduct another interview without face to face contact.
- We were treated like young professionals who have a lot to offer to the practice. Interviews were most interested in our unique skills and interests and looked to know us as individuals.
- Well. (6 mentions)
- Well- three of the four were at a job fair, so very informal. The fourth was an interview for a full-time position with the firm I had been interning with for the past nine months, so again, fairly informal.
- Well, accepted job.
- Well, I was hired, and the projects are pretty great.
- Well, people were very easy to talk to.
- Well. I enjoyed the interviews and learned a lot about the various companies I visited.
- Went great, flew me to their locations each time. All were fairly relaxed.
- Went great. Companies focused on making me feel very comfortable. It felt as though they were trying to win me over as opposed to the other way around. Very enjoyable experience.
- Went over resume, looked through portfolio, heard about the firm, asked questions.
- Went well. Not sure if I like the area.
- Went well-have job working for architect.
- Wide range of options. Few LA in the community I am moving to.
- Worked for one week in the office over winter break. No formal interview. Several informal lunches with all employees of office. Left work samples.

(RESPONDENTS WHO HAVE HAD ONE OR MORE JOB INTERVIEW)

7c. Was it what you expected?

	All Respondents		GENDER		DEGREE		AGE			
	#	%	Male	Female	Undergrad	Grad	<= 25	>= 26		
BASE =	232		108	122	158	74	138	90		
	#	%	#	%	#	%	#	%		
Yes	187	(80.6)	92	(85.2)	93	(76.2)	114	(82.6)	71	(78.9)
No	38	(16.4)	13	(12.0)	25	(20.5)	21	(15.2)	15	(16.7)
No Answer	7	(3.0)	3	(2.8)	4	(3.3)	3	(2.2)	4	(4.4)

(RESPONDENTS WHO HAVE HAD ONE OR MORE JOB INTERVIEW)

7c. (continued)

IF NO, why (one mention unless otherwise indicated):

- A little more formal and structured than I expected. (I read last year's survey.)
- As I have spent a lot of time preparing for interviews and having questions, I expect the interviewer to do the same and have read my information that I have sent prior to the interview.
- Entry
- For the most part - I interviewed with a couple companies before for an internship.
- I did not know what to expect.
- I didn't expect it to be so easy to find a job!
- I didn't realize it would be so 'easy' but again, I think a lot of it was the fact that my adjunct put in a good word for me and that translated into the opinion of my supervisor.
- I didn't think it would be all about your portfolio and if you can handle moving south. Those were the main points of each interview.
- I expected more interviews.
- I expected something more formal.
- I expected to be offered a position with good rates based on my in school internship work experience.
- I expected to receive more official offers than I did - however the companies that did not offer were 'not hiring' for the time period I was looking for a job.
- I only encountered 3 "typical" interview questions. I expected a more strict and standard interview process. Was hired without a second interview. None of the firms requested references regardless of interest in me as a potential employee.
- I thought there would be more questions asked of me. It was a lot more laid back than I expected.
- I was expecting questions to be thrown at me left and right. The complete opposite happened!
- I was not aware of how LA firms hire and that they are not always looking for something right now. They will often times hire you and then tell you that they do not have anything for you for a couple of months.
- I was not expecting to be hired that easily.
- I wondered if I had gone from one flakey profession (acting) to an even flakier profession. I was VERY disappointed and am beginning to question my decision to pursue Landscape Architecture.
- Interviews were at our school job fair. For this reason we were very limited by time.
- It was a little more casual than expected.
- It was actually better, I was just going for an informal office visit that ended up being an interview and in both cases I was offered a job.
- I've been working as a planner for 7 years now. I've served on interview panels, and have interviewed for various promotions and such. I know what to expect from interviews. The timing of the second interview was unfortunate, but I'm sure I could have prepared better.
- I was very disappointed with my initial interview. I understood that the familiarity factor stemming from my internship was the cause of this informality, but it was still important for this firm to represent themselves as a professional and classy enterprise. By conducting a casual and unstructured interview, this firm did nothing to suggest that I would be included in a responsible and meaningful way. The second firm, however, convinced me that joining them would lead to me being meaningful contributor to their endeavors - in a way that is stimulating both mentally, socially, and professionally.
- LA interviews seem to be more specific than a general job. For example I didn't run into "what's your biggest weakness" etc..
- Much easier than expected.
- Much more relaxed and encouraging.
- Much simpler. I think it is best for graduates to apply for jobs that are specifically suited to their interests.
- One of them I worked from 10-5. They paid me and took me out to lunch while I did some work for them. It was sort of awkward but it was nice because I got to know the employees.
- See question 7b.
- Surprised that all three offered the job.

(RESPONDENTS WHO HAVE HAD ONE OR MORE JOB INTERVIEW)

7c. (continued)

- The interview process is different with every company. Some interviews were more intense, others were more relaxed, some were longer, and every interviewer is looking for something different. I discovered that once you were able to get an interview, your personality matters just as much as the quality of your portfolio to the interviewer.
- There was much more latent hostility to MLAs than I expected. Also most firms tried to ask me (as a woman) illegal questions about my marriage intentions! That was shocking.
- Too informal, seems like they were not interested.
- WAS EXPECTING MORE INTERACTION.
- Wasn't expected to be asked about "salary requirements" in an initial interview before being offered a job.
- Yes and no, sometimes I get diverted into things I did before I graduated.

(ALL RESPONDENTS)

8. What salary expectation do/did you have?

	All Respondents		GENDER		DEGREE		AGE							
	#	%	Male	Female	Undergrad	Grad	<= 25	>= 26						
BASE =	321		146	172	212	109	178	138						
	#	%	#	%	#	%	#	%						
No expectation	60	(18.7)	34	(23.3)	26	(15.1)	42	(19.8)	18	(16.5)	44	(24.7)	16	(11.6)
Less than \$30,000	7	(2.2)	2	(1.4)	5	(2.9)	6	(2.8)	1	(0.9)	3	(1.7)	4	(2.9)
\$30,000 - 34,999	7	(2.2)	4	(2.7)	3	(1.7)	6	(2.8)	1	(0.9)	4	(2.2)	3	(2.2)
\$35,000 - 39,999	78	(24.3)	30	(20.5)	48	(27.9)	64	(30.2)	14	(12.8)	53	(29.8)	24	(17.4)
\$40,000 - 44,999	134	(41.7)	69	(47.3)	64	(37.2)	93	(43.9)	41	(37.6)	79	(44.4)	52	(37.7)
\$45,000 - 49,999	61	(19.0)	23	(15.8)	37	(21.5)	31	(14.6)	30	(27.5)	27	(15.2)	34	(24.6)
\$50,000 or more	47	(14.6)	16	(11.0)	30	(17.4)	14	(6.6)	33	(30.3)	14	(7.9)	32	(23.2)
No Answer	7	(2.2)	3	(2.1)	4	(2.3)	5	(2.4)	2	(1.8)	4	(2.2)	2	(1.4)
Average salary	41695.7		41053.8		42126.4		40079.7		44577.7		40462.6		43182.0	

(ALL RESPONDENTS)

9. Do/did you have reasonable employment prospects with ...

	All Respondents		GENDER		DEGREE		AGE							
	#	%	Male	Female	Undergrad	Grad	<= 25	>= 26						
BASE =	321		146	172	212	109	178	138						
	#	%	#	%	#	%	#	%						
A former employer	80	(24.9)	37	(25.3)	43	(25.0)	57	(26.9)	23	(21.1)	48	(27.0)	30	(21.7)
An internship organization	48	(15.0)	17	(11.6)	30	(17.4)	30	(14.2)	18	(16.5)	27	(15.2)	21	(15.2)
Both	60	(18.7)	31	(21.2)	27	(15.7)	41	(19.3)	19	(17.4)	34	(19.1)	25	(18.1)
Neither	128	(39.9)	60	(41.1)	68	(39.5)	81	(38.2)	47	(43.1)	66	(37.1)	60	(43.5)
No Answer	5	(1.6)	1	(0.7)	4	(2.3)	3	(1.4)	2	(1.8)	3	(1.7)	2	(1.4)

(ALL RESPONDENTS)

10. How many job offers have you received to date?

	All Respondents		GENDER		DEGREE		AGE							
	#	%	Male	Female	Undergrad	Grad	<= 25	>= 26						
	BASE = 321		146		172		212		109		178		138	
			#	%	#	%	#	%	#	%	#	%	#	%
None	79	(24.6)	36	(24.7)	43	(25.0)	41	(19.3)	38	(34.9)	35	(19.7)	43	(31.2)
1	83	(25.9)	40	(27.4)	43	(25.0)	57	(26.9)	26	(23.9)	47	(26.4)	34	(24.6)
2	77	(24.0)	30	(20.5)	45	(26.2)	50	(23.6)	27	(24.8)	44	(24.7)	32	(23.2)
3	40	(12.5)	14	(9.6)	25	(14.5)	30	(14.2)	10	(9.2)	24	(13.5)	15	(10.9)
4	16	(5.0)	10	(6.8)	6	(3.5)	15	(7.1)	1	(0.9)	12	(6.7)	4	(2.9)
5	13	(4.0)	9	(6.2)	4	(2.3)	10	(4.7)	3	(2.8)	10	(5.6)	3	(2.2)
6 - 10	7	(2.2)	6	(4.1)	1	(0.6)	6	(2.8)	1	(0.9)	4	(2.2)	3	(2.2)
11 or more	1	(0.3)	0	(0.0)	1	(0.6)	1	(0.5)	0	(0.0)	1	(0.6)	0	(0.0)
No Answer	5	(1.6)	1	(0.7)	4	(2.3)	2	(0.9)	3	(2.8)	1	(0.6)	4	(2.9)
Average number	1.7		1.8		1.6		2.0		1.3		1.9		1.5	

(RESPONDENTS WHO HAVE RECEIVED ONE OR MORE JOB OFFER)

10b. What starting salary were you offered? (multiple responses accepted)

	All Respondents		GENDER		DEGREE		AGE							
	#	%	Male	Female	Undergrad	Grad	<= 25	>= 26						
BASE =	237		109	125	169	68	142	91						
	#	%	#	%	#	%	#	%						
Less than \$30,000	10	(4.2)	5	(4.6)	5	(4.0)	10	(5.9)	0	(0.0)	6	(4.2)	4	(4.4)
\$30,000 - 34,999	34	(14.3)	19	(17.4)	15	(12.0)	34	(20.1)	0	(0.0)	28	(19.7)	6	(6.6)
\$35,000 - 39,999	117	(49.4)	56	(51.4)	60	(48.0)	103	(60.9)	14	(20.6)	81	(57.0)	34	(37.4)
\$40,000 - 44,999	141	(59.5)	77	(70.6)	63	(50.4)	99	(58.6)	42	(61.8)	90	(63.4)	48	(52.7)
\$45,000 - 49,999	57	(24.1)	24	(22.0)	32	(25.6)	33	(19.5)	24	(35.3)	25	(17.6)	31	(34.1)
\$50,000 - 59,999	13	(5.5)	6	(5.5)	6	(4.8)	7	(4.1)	6	(8.8)	6	(4.2)	7	(7.7)
\$60,000 or more	6	(2.5)	0	(0.0)	6	(4.8)	1	(0.6)	5	(7.4)	1	(0.7)	5	(5.5)
No Answer	30	(12.7)	16	(14.7)	13	(10.4)	20	(11.8)	10	(14.7)	18	(12.7)	12	(13.2)
Average salary	40286.6		39678.5		40793.9		39109.3		43999.8		39324.3		41951.7	

(ALL RESPONDENTS)

11. Please put the following attributes in rank order from 1 to 6, based on their importance to you in selecting a job

RESPONDENTS RANKING NUMBER ONE

	All Respondents		GENDER		DEGREE		AGE	
	#	%	Male	Female	Undergrad	Grad	<= 25	>= 26
BASE =	321		146	172	212	109	178	138
Type of organization	104 (32.4)		46 (31.5)	56 (32.6)	69 (32.5)	35 (32.1)	50 (28.1)	50 (36.2)
Specialties within the organization	71 (22.1)		33 (22.6)	37 (21.5)	51 (24.1)	20 (18.3)	38 (21.3)	32 (23.2)
Reputation of the organization	89 (27.7)		45 (30.8)	43 (25.0)	62 (29.2)	27 (24.8)	43 (24.2)	43 (31.2)
Geographic location	128 (39.9)		51 (34.9)	76 (44.2)	78 (36.8)	50 (45.9)	62 (34.8)	64 (46.4)
Starting salary	39 (12.1)		20 (13.7)	19 (11.0)	27 (12.7)	12 (11.0)	21 (11.8)	17 (12.3)
Position description	61 (19.0)		29 (19.9)	32 (18.6)	43 (20.3)	18 (16.5)	32 (18.0)	28 (20.3)
No Answer	3 (0.9)		1 (0.7)	2 (1.2)	1 (0.5)	2 (1.8)	1 (0.6)	2 (1.4)

(ALL RESPONDENTS)

11. (continued)

	All Respondents		GENDER		DEGREE		AGE							
	#	%	Male	Female	Undergrad	Grad	<= 25	>= 26						
BASE =	321		146	172	212	109	178	138						
	#	%	#	%	#	%	#	%						
Type of organization														
1	104	(32.4)	46	(31.5)	56	(32.6)	69	(32.5)	35	(32.1)	50	(28.1)	50	(36.2)
2	80	(24.9)	36	(24.7)	43	(25.0)	55	(25.9)	25	(22.9)	50	(28.1)	30	(21.7)
3	48	(15.0)	25	(17.1)	23	(13.4)	34	(16.0)	14	(12.8)	29	(16.3)	19	(13.8)
4	28	(8.7)	10	(6.8)	18	(10.5)	19	(9.0)	9	(8.3)	16	(9.0)	12	(8.7)
5	24	(7.5)	12	(8.2)	12	(7.0)	17	(8.0)	7	(6.4)	17	(9.6)	7	(5.1)
6	30	(9.3)	16	(11.0)	14	(8.1)	16	(7.5)	14	(12.8)	15	(8.4)	14	(10.1)
No Answer	7	(2.2)	1	(0.7)	6	(3.5)	2	(0.9)	5	(4.6)	1	(0.6)	6	(4.3)
Avg =	2.6		2.7		2.6		2.6		2.7		2.7		2.5	
Specialties within the organization														
1	71	(22.1)	33	(22.6)	37	(21.5)	51	(24.1)	20	(18.3)	38	(21.3)	32	(23.2)
2	77	(24.0)	30	(20.5)	46	(26.7)	48	(22.6)	29	(26.6)	42	(23.6)	34	(24.6)
3	67	(20.9)	29	(19.9)	37	(21.5)	38	(17.9)	29	(26.6)	34	(19.1)	32	(23.2)
4	33	(10.3)	18	(12.3)	15	(8.7)	23	(10.8)	10	(9.2)	19	(10.7)	13	(9.4)
5	36	(11.2)	20	(13.7)	16	(9.3)	24	(11.3)	12	(11.0)	20	(11.2)	15	(10.9)
6	31	(9.7)	14	(9.6)	17	(9.9)	25	(11.8)	6	(5.5)	23	(12.9)	8	(5.8)
No Answer	6	(1.9)	2	(1.4)	4	(2.3)	3	(1.4)	3	(2.8)	2	(1.1)	4	(2.9)
Avg =	2.9		3.0		2.9		3.0		2.8		3.1		2.8	
Reputation of the organization														
1	89	(27.7)	45	(30.8)	43	(25.0)	62	(29.2)	27	(24.8)	43	(24.2)	43	(31.2)
2	81	(25.2)	34	(23.3)	46	(26.7)	50	(23.6)	31	(28.4)	42	(23.6)	37	(26.8)
3	61	(19.0)	26	(17.8)	35	(20.3)	47	(22.2)	14	(12.8)	42	(23.6)	19	(13.8)
4	34	(10.6)	20	(13.7)	13	(7.6)	23	(10.8)	11	(10.1)	23	(12.9)	11	(8.0)
5	32	(10.0)	8	(5.5)	24	(14.0)	13	(6.1)	19	(17.4)	12	(6.7)	20	(14.5)
6	19	(5.9)	12	(8.2)	7	(4.1)	14	(6.6)	5	(4.6)	14	(7.9)	5	(3.6)
No Answer	5	(1.6)	1	(0.7)	4	(2.3)	3	(1.4)	2	(1.8)	2	(1.1)	3	(2.2)
Avg =	2.7		2.6		2.7		2.6		2.8		2.8		2.6	

(ALL RESPONDENTS)

11. (continued)

	All Respondents		GENDER		DEGREE		AGE							
	#	%	Male	Female	Undergrad	Grad	<= 25	>= 26						
BASE =	321		146	172	212	109	178	138						
	#	%	#	%	#	%	#	%						
Geographic location														
1	128	(39.9)	51	(34.9)	76	(44.2)	62	(34.8)	64	(46.4)				
2	73	(22.7)	37	(25.3)	36	(20.9)	41	(23.0)	31	(22.5)				
3	45	(14.0)	22	(15.1)	23	(13.4)	22	(12.4)	23	(16.7)				
4	21	(6.5)	11	(7.5)	9	(5.2)	16	(9.6)	4	(2.9)				
5	21	(6.5)	8	(5.5)	12	(7.0)	5	(4.6)	14	(10.1)				
6	28	(8.7)	15	(10.3)	13	(7.6)	19	(10.7)	8	(5.8)				
No Answer	5	(1.6)	2	(1.4)	3	(1.7)	2	(1.8)	3	(1.7)				
Avg =	2.4		2.5		2.3		2.6		2.1					
Starting salary														
1	39	(12.1)	20	(13.7)	19	(11.0)	27	(12.7)	12	(11.0)	21	(11.8)	17	(12.3)
2	88	(27.4)	35	(24.0)	51	(29.7)	58	(27.4)	30	(27.5)	50	(28.1)	36	(26.1)
3	85	(26.5)	43	(29.5)	42	(24.4)	62	(29.2)	23	(21.1)	49	(27.5)	35	(25.4)
4	52	(16.2)	23	(15.8)	28	(16.3)	32	(15.1)	20	(18.3)	26	(14.6)	25	(18.1)
5	24	(7.5)	10	(6.8)	14	(8.1)	15	(7.1)	9	(8.3)	16	(9.0)	8	(5.8)
6	29	(9.0)	13	(8.9)	16	(9.3)	17	(8.0)	12	(11.0)	15	(8.4)	14	(10.1)
No Answer	4	(1.2)	2	(1.4)	2	(1.2)	1	(0.5)	3	(2.8)	1	(0.6)	3	(2.2)
Avg =	3.1		3.0		3.1		3.0		3.2		3.1		3.1	
Position description														
1	61	(19.0)	29	(19.9)	32	(18.6)	43	(20.3)	18	(16.5)	32	(18.0)	28	(20.3)
2	94	(29.3)	39	(26.7)	53	(30.8)	59	(27.8)	35	(32.1)	51	(28.7)	42	(30.4)
3	53	(16.5)	25	(17.1)	28	(16.3)	31	(14.6)	22	(20.2)	28	(15.7)	22	(15.9)
4	37	(11.5)	16	(11.0)	21	(12.2)	26	(12.3)	11	(10.1)	22	(12.4)	15	(10.9)
5	37	(11.5)	21	(14.4)	16	(9.3)	31	(14.6)	6	(5.5)	26	(14.6)	11	(8.0)
6	35	(10.9)	14	(9.6)	20	(11.6)	20	(9.4)	15	(13.8)	18	(10.1)	17	(12.3)
No Answer	4	(1.2)	2	(1.4)	2	(1.2)	2	(0.9)	2	(1.8)	1	(0.6)	3	(2.2)
Avg =	3.0		3.0		3.0		3.0		3.0		3.1		2.9	

(ALL RESPONDENTS)

12. In your job search, do you feel restricted to one geographical area for reasons of necessity or strong personal preference?

	All Respondents		GENDER		DEGREE		AGE							
	#	%	Male	Female	Undergrad	Grad	<= 25	>= 26						
BASE =	321		146	172	212	109	178	138						
	#	%	#	%	#	%	#	%						
Yes	200	(62.3)	86	(58.9)	113	(65.7)	123	(58.0)	77	(70.6)	99	(55.6)	99	(71.7)
No	119	(37.1)	60	(41.1)	57	(33.1)	88	(41.5)	31	(28.4)	78	(43.8)	38	(27.5)
No Answer	2	(0.6)	0	(0.0)	2	(1.2)	1	(0.5)	1	(0.9)	1	(0.6)	1	(0.7)

(ALL RESPONDENTS)

13. Do you intend to seek state registration as a Landscape Architect?

	All Respondents		GENDER		DEGREE		AGE							
	#	%	Male	Female	Undergrad	Grad	<= 25	>= 26						
BASE =	321		146	172	212	109	178	138						
	#	%	#	%	#	%	#	%						
Yes	277	(86.3)	129	(88.4)	145	(84.3)	179	(84.4)	98	(89.9)	148	(83.1)	124	(89.9)
No	6	(1.9)	3	(2.1)	3	(1.7)	3	(1.4)	3	(2.8)	3	(1.7)	3	(2.2)
Uncertain	36	(11.2)	14	(9.6)	22	(12.8)	29	(13.7)	7	(6.4)	26	(14.6)	10	(7.2)
No Answer	2	(0.6)	0	(0.0)	2	(1.2)	1	(0.5)	1	(0.9)	1	(0.6)	1	(0.7)

(ALL RESPONDENTS)

14. Have you started or accepted a job

	All Respondents		GENDER		DEGREE		AGE							
	#	%	Male	Female	Undergrad	Grad	<= 25	>= 26						
BASE =	321		146	172	212	109	178	138						
	#	%	#	%	#	%	#	%						
Yes	202	(62.9)	90	(61.6)	111	(64.5)	120	(67.4)	78	(56.5)				
No	117	(36.4)	56	(38.4)	59	(34.3)	45	(41.3)	57	(32.0)	59	(42.8)		
No Answer	2	(0.6)	0	(0.0)	2	(1.2)	1	(0.5)	1	(0.9)	1	(0.6)	1	(0.7)

(RESPONDENTS WHO HAVE ACCEPTED OR STARTED A JOB)

15a. Which of the following BEST describes your employer?

	All Respondents		GENDER		DEGREE		AGE							
	#	%	Male	Female	Undergrad	Grad	<= 25	>= 26						
BASE =	202		90	111	139	63	120	78						
	#	%	#	%	#	%	#	%						
Private practice landscape architecture firm - less than 10 employees (small)	35	(17.3)	14	(15.6)	21	(18.9)	17	(12.2)	18	(28.6)	18	(15.0)	16	(20.5)
Private practice landscape architecture firm - 10 or more employees (mid to large)	66	(32.7)	34	(37.8)	31	(27.9)	53	(38.1)	13	(20.6)	46	(38.3)	18	(23.1)
Private practice with allied professionals (engineering, planning, architecture)	63	(31.2)	25	(27.8)	38	(34.2)	42	(30.2)	21	(33.3)	33	(27.5)	29	(37.2)
Design build contractor	17	(8.4)	10	(11.1)	7	(6.3)	15	(10.8)	2	(3.2)	13	(10.8)	4	(5.1)
Planning agency	1	(0.5)	0	(0.0)	1	(0.9)	1	(0.7)	0	(0.0)	1	(0.8)	0	(0.0)
Public sector resource management (parks, forests, wildlife, etc.) - Federal	2	(1.0)	1	(1.1)	1	(0.9)	2	(1.4)	0	(0.0)	2	(1.7)	0	(0.0)
PSRM - State	0	(0.0)	0	(0.0)	0	(0.0)	0	(0.0)	0	(0.0)	0	(0.0)	0	(0.0)
PSRM - Local	4	(2.0)	1	(1.1)	3	(2.7)	0	(0.0)	4	(6.3)	0	(0.0)	4	(5.1)
PSRM - Not for profit	0	(0.0)	0	(0.0)	0	(0.0)	0	(0.0)	0	(0.0)	0	(0.0)	0	(0.0)
Academic institution	1	(0.5)	1	(1.1)	0	(0.0)	1	(0.7)	0	(0.0)	1	(0.8)	0	(0.0)
Other	11	(5.4)	2	(2.2)	9	(8.1)	6	(4.3)	5	(7.9)	5	(4.2)	6	(7.7)
No Answer	2	(1.0)	2	(2.2)	0	(0.0)	2	(1.4)	0	(0.0)	1	(0.8)	1	(1.3)

Other responses (one mention each):

- Aggregate Producer
- Corporate Architecture firm
- Environmental Consultant
- Large Private Practice Engineering firm
- LARGE RETAIL NURSERY
- Property Investment Co. - mid sized
- Public sector planning
- Regional Transit Authority
- Self-employed
- Spanish embassy

(RESPONDENTS WHO HAVE ACCEPTED OR STARTED A JOB)

15b. Is this your preferred type of employer?

	All Respondents		GENDER		DEGREE		AGE							
	#	%	Male	Female	Undergrad	Grad	<= 25	>= 26						
BASE =	202		90	111	139	63	120	78						
	#	%	#	%	#	%	#	%						
Yes	152	(75.2)	74	(82.2)	77	(69.4)	104	(74.8)	48	(76.2)	90	(75.0)	59	(75.6)
No	16	(7.9)	4	(4.4)	12	(10.8)	9	(6.5)	7	(11.1)	9	(7.5)	6	(7.7)
Didn't have a preference	34	(16.8)	12	(13.3)	22	(19.8)	26	(18.7)	8	(12.7)	21	(17.5)	13	(16.7)
No Answer	0	(0.0)	0	(0.0)	0	(0.0)	0	(0.0)	0	(0.0)	0	(0.0)	0	(0.0)

(RESPONDENTS WHO HAVE ACCEPTED OR STARTED A JOB)

16a. What is your starting salary?

	All Respondents		GENDER		DEGREE		AGE							
	#	%	Male	Female	Undergrad	Grad	<= 25	>= 26						
BASE =	202		90		111		139		63		120		78	
	#	%	#	%	#	%	#	%	#	%	#	%	#	%
Less than \$30,000	9	(4.5)	2	(2.2)	7	(6.3)	7	(5.0)	2	(3.2)	5	(4.2)	4	(5.1)
\$30,000 - 34,999	11	(5.4)	8	(8.9)	3	(2.7)	11	(7.9)	0	(0.0)	11	(9.2)	0	(0.0)
\$35,000 - 39,999	42	(20.8)	15	(16.7)	27	(24.3)	36	(25.9)	6	(9.5)	27	(22.5)	14	(17.9)
\$40,000 - 44,999	70	(34.7)	37	(41.1)	32	(28.8)	50	(36.0)	20	(31.7)	46	(38.3)	21	(26.9)
\$45,000 - 49,999	41	(20.3)	14	(15.6)	27	(24.3)	22	(15.8)	19	(30.2)	18	(15.0)	23	(29.5)
\$50,000 - 59,999	12	(5.9)	5	(5.6)	7	(6.3)	5	(3.6)	7	(11.1)	4	(3.3)	8	(10.3)
\$60,000 or more	6	(3.0)	0	(0.0)	6	(5.4)	1	(0.7)	5	(7.9)	2	(1.7)	4	(5.1)
No Answer	11	(5.4)	9	(10.0)	2	(1.8)	7	(5.0)	4	(6.3)	7	(5.8)	4	(5.1)
Average salary	41496.7		40589.2		42166.4		39811.6		45266.8		40247.0		43499.5	

(RESPONDENTS WHO HAVE ACCEPTED OR STARTED A JOB)
 16b. Which of the following benefits are included?

	All Respondents		GENDER		DEGREE		AGE	
	#	%	Male	Female	Undergrad	Grad	<= 25	>= 26
BASE =	202		90	111	139	63	120	78
	#	%	#	%	#	%	#	%
Major medical	166	(82.2)	73	(81.1)	92	(82.9)	118	(84.9)
Life	101	(50.0)	47	(52.2)	53	(47.7)	76	(54.7)
Profit sharing	84	(41.6)	41	(45.6)	42	(37.8)	61	(43.9)
Car allowance	20	(9.9)	12	(13.3)	8	(7.2)	14	(10.1)
Professional dues	100	(49.5)	42	(46.7)	57	(51.4)	71	(51.1)
401K retirement plan	148	(73.3)	67	(74.4)	80	(72.1)	106	(76.3)
Other	44	(21.8)	14	(15.6)	30	(27.0)	30	(21.6)
No Answer	20	(9.9)	8	(8.9)	12	(10.8)	13	(9.4)

Other responses (one mention unless otherwise indicated):

- 1 conference/year
- All expenses paid trip to study a topic of my choice at an international location.
- Bonus (10 mentions)
- Cafeteria 125
- Canadian Retirement Plans
- Commuter check & alt. transportation membership
- Continuing Education
- Dental (5 mentions)
- Disability (4 mentions)
- Educational reimbursement
- ESOP program
- Examination fee reimbursement (if passed)
- Flex time (2 mentions)
- Flexible spending account
- Gym/health club membership (6 mentions)
- IRA (4 mentions)
- Mass transit pass (4 mentions)
- Moving expenses (2 mentions)
- Paid vacation (2 mentions)
- Parking (2 mentions)
- Relocation package
- Rx coverage
- Travel expenses
- Travel: 1 round trip to China / yr.
- Tuition reimbursement (3 mentions)
- Two weeks paid off at Christmas (imp. for family reasons)
- Vacation/holiday/sick pay
- Vision (4 mentions)
- Work truck

(RESPONDENTS WHO HAVE ACCEPTED OR STARTED A JOB)

17a. What state will you be working in?

	All Respondents		GENDER		DEGREE		AGE	
			Male	Female	Undergrad	Grad	<= 25	>= 26
	#	%	#	%	#	%	#	%
BASE =	202		90	111	139	63	120	78
	#	%	#	%	#	%	#	%
AK	0 (0.0)		0 (0.0)	0 (0.0)	0 (0.0)	0 (0.0)	0 (0.0)	0 (0.0)
AL	2 (1.0)		1 (1.1)	1 (0.9)	2 (1.4)	0 (0.0)	0 (0.0)	1 (1.3)
AR	0 (0.0)		0 (0.0)	0 (0.0)	0 (0.0)	0 (0.0)	0 (0.0)	0 (0.0)
AZ	11 (5.4)		3 (3.3)	8 (7.2)	6 (4.3)	5 (7.9)	4 (3.3)	7 (9.0)
CA	25 (12.4)		12 (13.3)	13 (11.7)	17 (12.2)	8 (12.7)	16 (13.3)	9 (11.5)
CO	6 (3.0)		0 (0.0)	6 (5.4)	3 (2.2)	3 (4.8)	3 (2.5)	3 (3.8)
CT	2 (1.0)		0 (0.0)	2 (1.8)	2 (1.4)	0 (0.0)	2 (1.7)	0 (0.0)
DC	4 (2.0)		3 (3.3)	1 (0.9)	1 (0.7)	3 (4.8)	2 (1.7)	1 (1.3)
DE	0 (0.0)		0 (0.0)	0 (0.0)	0 (0.0)	0 (0.0)	0 (0.0)	0 (0.0)
FL	8 (4.0)		3 (3.3)	5 (4.5)	5 (3.6)	3 (4.8)	3 (2.5)	4 (5.1)
GA	5 (2.5)		4 (4.4)	1 (0.9)	3 (2.2)	2 (3.2)	3 (2.5)	2 (2.6)
HI	0 (0.0)		0 (0.0)	0 (0.0)	0 (0.0)	0 (0.0)	0 (0.0)	0 (0.0)
IA	1 (0.5)		1 (1.1)	0 (0.0)	1 (0.7)	0 (0.0)	1 (0.8)	0 (0.0)
ID	4 (2.0)		4 (4.4)	0 (0.0)	4 (2.9)	0 (0.0)	4 (3.3)	0 (0.0)
IL	8 (4.0)		1 (1.1)	7 (6.3)	7 (5.0)	1 (1.6)	6 (5.0)	2 (2.6)
IN	1 (0.5)		1 (1.1)	0 (0.0)	1 (0.7)	0 (0.0)	1 (0.8)	0 (0.0)
KS	0 (0.0)		0 (0.0)	0 (0.0)	0 (0.0)	0 (0.0)	0 (0.0)	0 (0.0)
KY	2 (1.0)		1 (1.1)	1 (0.9)	2 (1.4)	0 (0.0)	0 (0.0)	2 (2.6)
LA	2 (1.0)		1 (1.1)	1 (0.9)	2 (1.4)	0 (0.0)	2 (1.7)	0 (0.0)
MA	4 (2.0)		0 (0.0)	4 (3.6)	2 (1.4)	2 (3.2)	2 (1.7)	2 (2.6)
MD	8 (4.0)		3 (3.3)	5 (4.5)	7 (5.0)	1 (1.6)	7 (5.8)	1 (1.3)
ME	0 (0.0)		0 (0.0)	0 (0.0)	0 (0.0)	0 (0.0)	0 (0.0)	0 (0.0)
MI	3 (1.5)		2 (2.2)	1 (0.9)	3 (2.2)	0 (0.0)	1 (0.8)	2 (2.6)
MN	5 (2.5)		3 (3.3)	2 (1.8)	1 (0.7)	4 (6.3)	2 (1.7)	3 (3.8)
MO	3 (1.5)		2 (2.2)	1 (0.9)	3 (2.2)	0 (0.0)	2 (1.7)	1 (1.3)
MS	3 (1.5)		3 (3.3)	0 (0.0)	3 (2.2)	0 (0.0)	3 (2.5)	0 (0.0)
MT	0 (0.0)		0 (0.0)	0 (0.0)	0 (0.0)	0 (0.0)	0 (0.0)	0 (0.0)
NC	10 (5.0)		6 (6.7)	4 (3.6)	8 (5.8)	2 (3.2)	8 (6.7)	2 (2.6)
ND	0 (0.0)		0 (0.0)	0 (0.0)	0 (0.0)	0 (0.0)	0 (0.0)	0 (0.0)
NE	0 (0.0)		0 (0.0)	0 (0.0)	0 (0.0)	0 (0.0)	0 (0.0)	0 (0.0)
NH	0 (0.0)		0 (0.0)	0 (0.0)	0 (0.0)	0 (0.0)	0 (0.0)	0 (0.0)
NJ	1 (0.5)		0 (0.0)	1 (0.9)	1 (0.7)	0 (0.0)	1 (0.8)	0 (0.0)
NM	0 (0.0)		0 (0.0)	0 (0.0)	0 (0.0)	0 (0.0)	0 (0.0)	0 (0.0)
NV	5 (2.5)		1 (1.1)	4 (3.6)	5 (3.6)	0 (0.0)	2 (1.7)	3 (3.8)
NY	4 (2.0)		1 (1.1)	3 (2.7)	3 (2.2)	1 (1.6)	2 (1.7)	2 (2.6)
OH	4 (2.0)		2 (2.2)	2 (1.8)	4 (2.9)	0 (0.0)	4 (3.3)	0 (0.0)
OK	2 (1.0)		0 (0.0)	1 (0.9)	0 (0.0)	2 (3.2)	1 (0.8)	1 (1.3)
OR	7 (3.5)		1 (1.1)	6 (5.4)	2 (1.4)	5 (7.9)	1 (0.8)	6 (7.7)
PA	4 (2.0)		1 (1.1)	3 (2.7)	2 (1.4)	2 (3.2)	2 (1.7)	2 (2.6)
R.I	2 (1.0)		1 (1.1)	1 (0.9)	2 (1.4)	0 (0.0)	0 (0.0)	2 (2.6)

(RESPONDENTS WHO HAVE ACCEPTED OR STARTED A JOB)

17a. (continued)

	All Respondents		GENDER		DEGREE		AGE			
			Male	Female	Undergrad	Grad	<= 25	>= 26		
	#	%	#	%	#	%	#	%		
BASE =	202		90	111	139	63	120	78		
	#	%	#	%	#	%	#	%		
SC	2	(1.0)	0	(0.0)	2	(1.8)	0	(0.0)	2	(2.6)
SD	1	(0.5)	1	(1.1)	0	(0.0)	1	(0.8)	0	(0.0)
TN	2	(1.0)	2	(2.2)	0	(0.0)	2	(1.7)	0	(0.0)
TX	22	(10.9)	12	(13.3)	10	(9.0)	16	(12.5)	7	(9.0)
UT	3	(1.5)	3	(3.3)	0	(0.0)	2	(1.6)	1	(0.8)
VA	5	(2.5)	4	(4.4)	1	(0.9)	3	(2.5)	2	(2.6)
VT	0	(0.0)	0	(0.0)	0	(0.0)	0	(0.0)	0	(0.0)
WA	10	(5.0)	4	(4.4)	6	(5.4)	4	(3.3)	5	(6.4)
WI	5	(2.5)	2	(2.2)	3	(2.7)	5	(4.2)	0	(0.0)
WV	0	(0.0)	0	(0.0)	0	(0.0)	0	(0.0)	0	(0.0)
WY	0	(0.0)	0	(0.0)	0	(0.0)	0	(0.0)	0	(0.0)
No Answer	6	(3.0)	1	(1.1)	5	(4.5)	4	(3.3)	2	(2.6)

(RESPONDENTS WHO HAVE ACCEPTED OR STARTED A JOB)

17b. Is this your preferred region?

	All Respondents		GENDER		DEGREE		AGE							
	#	%	Male	Female	Undergrad	Grad	<= 25	>= 26						
BASE =	202		90	111	139	63	120	78						
	#	%	#	%	#	%	#	%						
Yes	169	(83.7)	75	(83.3)	93	(83.8)	111	(79.9)	58	(92.1)	99	(82.5)	68	(87.2)
No	31	(15.3)	15	(16.7)	16	(14.4)	26	(18.7)	5	(7.9)	20	(16.7)	9	(11.5)
No Answer	2	(1.0)	0	(0.0)	2	(1.8)	2	(1.4)	0	(0.0)	1	(0.8)	1	(1.3)

(ALL RESPONDENTS)

18. Do you anticipate pursuing another degree/additional education, either now or in the future?

	All Respondents		GENDER		DEGREE		AGE							
	#	%	Male	Female	Undergrad	Grad	<= 25	>= 26						
BASE =	321		146	172	212	109	178	138						
	#	%	#	%	#	%	#	%						
Yes - will pursue another degree right away	11	(3.4)	8	(5.5)	3	(1.7)	10	(4.7)	1	(0.9)	9	(5.1)	2	(1.4)
Yes - will pursue another degree/additional education after gaining some professional experience	97	(30.2)	49	(33.6)	46	(26.7)	81	(38.2)	16	(14.7)	63	(35.4)	32	(23.2)
Uncertain	109	(34.0)	47	(32.2)	62	(36.0)	81	(38.2)	28	(25.7)	68	(38.2)	39	(28.3)
Do not expect to	104	(32.4)	42	(28.8)	61	(35.5)	40	(18.9)	64	(58.7)	38	(21.3)	65	(47.1)
No Answer	0	(0.0)	0	(0.0)	0	(0.0)	0	(0.0)	0	(0.0)	0	(0.0)	0	(0.0)

(RESPONDENTS WHO WILL OR MAY PURSUE ANOTHER DEGREE)

19a. If you plan to pursue another degree, what degree will it be?

	All Respondents		GENDER		DEGREE		AGE							
	#	%	Male	Female	Undergrad	Grad	<= 25	>= 26						
BASE =	217		104	111	172	45	140	73						
	#	%	#	%	#	%	#	%						
Bachelor	10	(4.6)	8	(7.7)	2	(1.8)	10	(5.8)	0	(0.0)	8	(5.7)	2	(2.7)
Masters	168	(77.4)	84	(80.8)	82	(73.9)	154	(89.5)	14	(31.1)	122	(87.1)	42	(57.5)
Ph.D.	38	(17.5)	11	(10.6)	26	(23.4)	8	(4.7)	30	(66.7)	10	(7.1)	28	(38.4)
Other	13	(6.0)	7	(6.7)	6	(5.4)	9	(5.2)	4	(8.9)	5	(3.6)	7	(9.6)
No Answer	6	(2.8)	2	(1.9)	4	(3.6)	3	(1.7)	3	(6.7)	2	(1.4)	4	(5.5)

Other responses (one mention unless otherwise indicated):

- Additional education for personal enrichment
- Architecture (2 mentions)
- Associates
- Either Bachelor or Master's, depending on pursuit
- LEED, LARE
- MBA
- Real estate
- Urban Planning

(RESPONDENTS WHO WILL OR MAY PURSUE ANOTHER DEGREE)

19b. What discipline will it be in?

<u># of</u> <u>mentions</u>	<u>Discipline</u>
19	Architecture
4	Art
1	Bioregional Interpretation
1	Built Environment
19	Business Administration / MBA
3	City & Regional Planning
1	Civil Engineering
2	Construction
2	CRP
2	design
1	digital media & animation
1	Dual MLA/ MURP
1	Ecological Restoration
1	Ecology
1	Economics
1	Education
4	Engineering
1	Environment and Sustainability
2	Environmental Design
2	Environmental Engineering
1	Environmental Law
6	Environmental Planning
4	Environmental Studies
1	Film
2	Fine Arts
1	Forestry
2	Golf Course Architecture

<u># of</u> <u>mentions</u>	<u>Discipline</u>
3	Graphic design
1	Higher Education
2	Historical Preservation
6	Horticulture
1	Hydrology
2	Interior Design
1	Landscape Archaeology
65	Landscape Architecture
1	Landscape Construction
1	Landscape Urbanism
1	Modern Dance
7	Natural Resources
1	Nursing
10	Planning
3	real estate development
5	Sustainable Design
1	Town Planning
1	Transportation
	Urban and Regional Planning
13	Urban Design
2	Urban Design/Planning
14	Urban Planning
1	Urban Sustainability
1	Virtual Technology (digital design media)
14	Uncertain

(RESPONDENTS WHO WILL OR MAY PURSUE ANOTHER DEGREE)

19c. What do you anticipate doing once you complete this degree

	All Respondents		GENDER		DEGREE		AGE	
	#	%	Male	Female	Undergrad	Grad	<= 25	>= 26
BASE =	217		104	111	172	45	140	73
	#	%	#	%	#	%	#	%
Teach in landscape architecture	55 (25.3)		20 (19.2)	35 (31.5)	34 (19.8)	21 (46.7)	29 (20.7)	24 (32.9)
Teach in other discipline	6 (2.8)		3 (2.9)	3 (2.7)	4 (2.3)	2 (4.4)	4 (2.9)	2 (2.7)
Seek practice employment	156 (71.9)		81 (77.9)	73 (65.8)	131 (76.2)	25 (55.6)	108 (77.1)	45 (61.6)
Other	29 (13.4)		15 (14.4)	13 (11.7)	26 (15.1)	3 (6.7)	20 (14.3)	9 (12.3)
No Answer	11 (5.1)		3 (2.9)	8 (7.2)	7 (4.1)	4 (8.9)	5 (3.6)	6 (8.2)

TEACH IN LANDSCAPE ARCHITECTURE - AREAS OF SPECIAL INTEREST (one mention unless otherwise indicated):

- Construction education of Landscape Architecture - specializing in creating Project Managers of Landscape Architecture
- Culture and identity
- Culture, ecology, art
- Digital applications
- Drawing
- Environmental behavior
- Historic landscapes, urban design
- Landscape Ecology and Planning
- Landscape history
- Planning (2 mentions)
- Planning and community
- Planning, Ecology
- Problem solving and critical thinking in design: the process as a method and a form
- Professor at a University
- Regional Design
- Social Institutions
- Sustainable design and storm water management
- Sustainable/ green design
- Theory, history
- Urban design

(RESPONDENTS WHO WILL OR MAY PURSUE ANOTHER DEGREE)

19c. (continued)

TEACH IN ANOTHER DISCIPLINE (one mention unless otherwise indicated):

Architecture
Architecture, construction management
Geography
Natural resources

OTHER (one mention unless otherwise indicated):

Administration in a Landscape Architecture program
Continue practice employment
Continue to work for a firm or start my own
Continue working with the construction business I already own.
Convert suburbia to localized, community oriented, permacultural practices
Education is for personal satisfaction and growth
Entrepreneurship
Find true love
For my own knowledge
Further my career
Get involved in the political world.
I would potentially like to write/teach within the profession, but with multiple degrees I would also be well-trained to make big differences for our environment and communities through private or public practice
Landscape curator for historic site
Let the multiple degrees expand my abilities in the workforce
Maybe work as a consultant
Part time, I enjoy real estate as well
Personal enrichment
Potentially begin my own firm
Run my own company
Something that involves both academia and practice
Start a development company
Start a Firm
Start a not for profit art school/studio space
Start my own firm
Unsure (4 mentions)