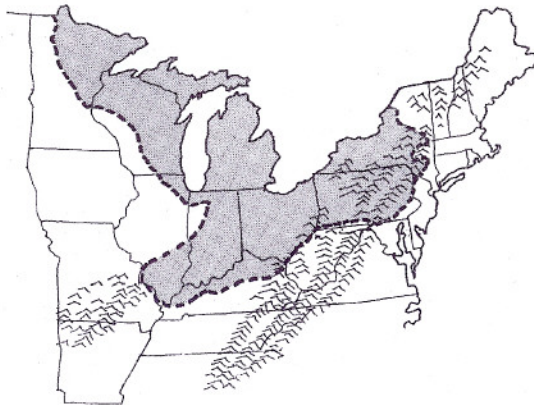


### CULTURAL INFLUENCES


- A strong tradition of well-constructed and well-crafted structures endures.
- Early white settlers were Scandinavian, French, and northern European.
- Early structures were log homes.
- Settlements were traditionally close to water for transportation.
- Culture was shaped by tens of thousands of lakes.
- Lakefront sites are desirable for structures but are highly regulated and require setbacks.
- Hunting, cross-country skiing, and fishing (including ice fishing) are popular activities in national forests.
- The culture values a manicured landscape, which can be ecologically sterile.
- Ten million people live within driving distance of national forest facilities.




Lakefront structures



Scandinavian log influence



Northern European influence



Dairy/Agricultural