



SUMMARY OF 2019 ANNUAL REPORTS
SUBMITTED TO THE
LANDSCAPE ARCHITECTURAL ACCREDITATION BOARD
BY ACCREDITED ACADEMIC PROGRAMS

Prepared by:

Kristopher D. Pritchard, Accreditation Director
Nathania Martinez Gonzalez, Student ASLA



LANDSCAPE ARCHITECTURAL ACCREDITATION BOARD

Mission

The mission of the Landscape Architectural Accreditation Board (LAAB) is to evaluate, advocate for, and advance the quality of education in landscape architectural programs.

LAAB is the accrediting organization for landscape architectural programs. As such, LAAB develops standards to objectively evaluate landscape architectural programs and judges whether a school's landscape architectural program is in compliance with the accreditation standards.

LAAB is comprised of landscape architecture practitioners and academicians, representatives from landscape architecture collateral organizations and public representatives. The collateral organizations are the American Society of Landscape Architects (ASLA), Council of Landscape Architectural Registration Boards (CLARB) and Council of Educators in Landscape Architecture (CELA).

Annual Reports

Programs report to LAAB on:

- Substantial changes in their academic program
- Progress on recommendations from previous accreditation visits
- Students
- Graduates
- Budgets
- Faculty

Purpose

Annual reports from academic programs are used by LAAB to monitor significant changes and ongoing compliance with accreditation standards in each program between on-site visits. Aggregate data from the reports is used to track trends in landscape architecture education and to communicate with stakeholders, other landscape architecture professional associations and organizations, and the public.



SUMMARY



Inside you will find sections on...

ACCREDITED LANDSCAPE ARCHITECTURE PROGRAMS

SIGNIFICANT CHANGES IN ACCREDITED LANDSCAPE ARCHITECTURE PROGRAMS

STUDENTS ENROLLED IN ACCREDITED LANDSCAPE ARCHITECTURE PROGRAMS

GRADUATING CLASS IN ACCREDITED LANDSCAPE ARCHITECTURE PROGRAMS

STUDENT RACE AND ETHNICITY

CURRENT PROGRAM LENGTHS AND TYPES BY INSTITUTION



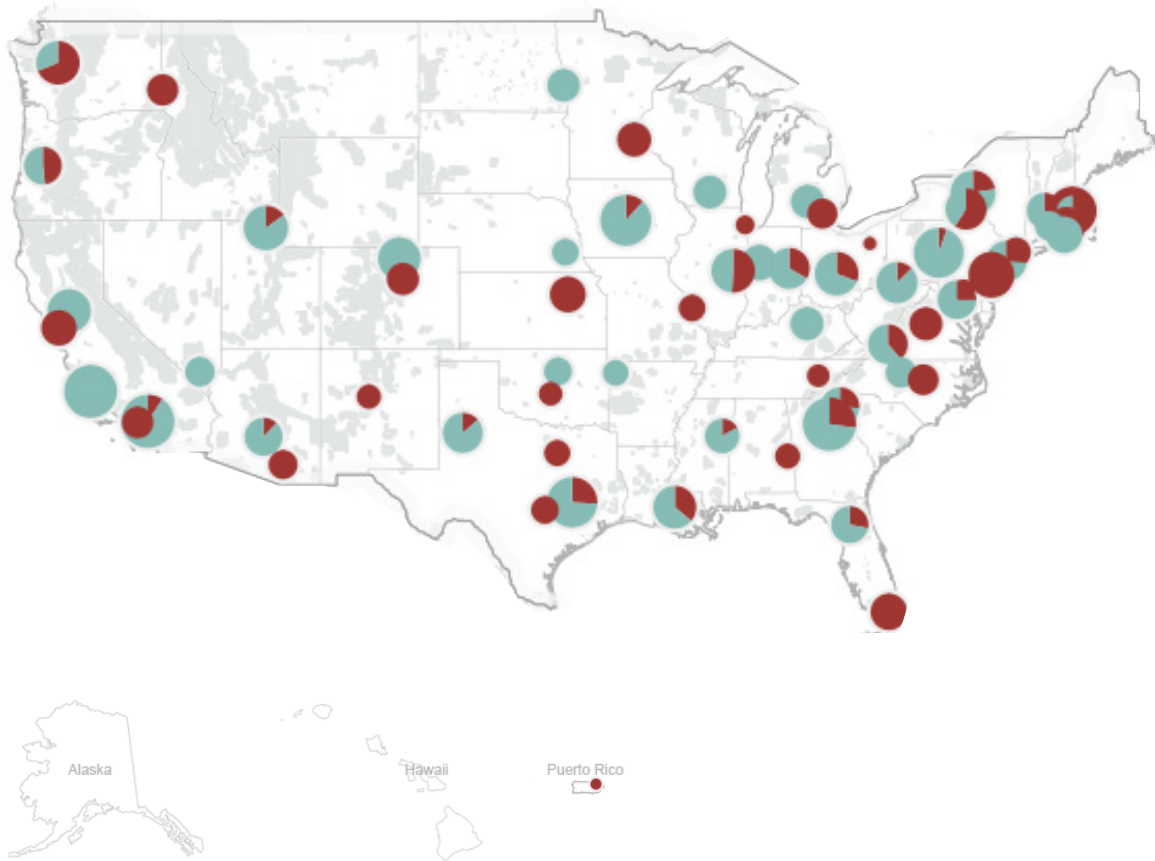
This summary includes information from the 2018-2019 academic year about the number of landscape architecture academic programs; substantial changes in the programs; student body size and demographic composition; the number of 2019 graduates and their demographic composition; and 2017-2018 academic year graduates' career paths. Budget data reported reflects the unique administrative structure of each program and does not lend itself to aggregate reporting. Reported data on faculty will undergo review for potential reporting at the end of the 2019-2020 academic year. All information in the summary is presented as reported by the academic programs.

Header image credit: ASLA 2019 Student Collaboration Honor Award Recipient. Before the City, there was the Sand: Designing a Resilient Calumet TER/RAIN. Paul Labus/The Nature Conservancy with Students. Photo by: Mary Pat McGuire

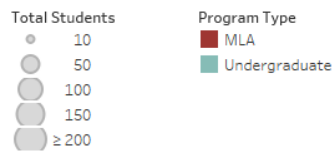


2019 ACCREDITED LANDSCAPE ARCHITECTURE PROGRAMS

44 Undergraduate Programs
52 Graduate Programs
96 Programs in **70** Universities



Map based on Longitude (generated) and Latitude (generated). Color shows details about Program Type. Size shows sum of Total Students. Details are shown for Zip Code.



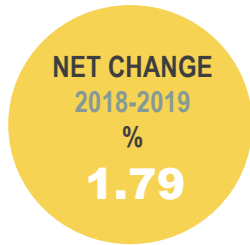
SIGNIFICANT CHANGES IN 2019 ACCREDITED LANDSCAPE ARCHITECTURE PROGRAMS



Programs Reported	Undergraduate Programs	Graduate Programs
A change in administrator	8	15
Major changes in curriculum	<p>3 institutions due to:</p> <ul style="list-style-type: none"> 1 - quarter to semester shift 1- aligned curriculum with university learning outcomes 1 - lecture series redesign 1 - student choice of either traditional senior project or a senior capstone studio 	<p>7 institutions due to:</p> <ul style="list-style-type: none"> 1 - quarter to semester shift 1 - refresh content and delivery / shift of 3rd yr summer studio to 2nd yr summer / introduced 0-credit travel modules 2- change of course titles and descriptions 1 - addition of summer intensive program for non-design degree students 1 - consolidation of courses to eliminate redundancies 1 - required courses changed to be electives 1 - 5 to 4-year shift effective 1 - immersive semester experience inaugurated with study abroad
Major changes in facilities	<p>That are positive: 5</p> <p>That are negative: 1 (space reduction)</p>	<p>That are positive: 5</p> <p>That are negative: 1 (space reduction)</p>
A loss of 20% of faculty in the past year	2	4
A change in administrative structure	<p>5 institutions related to:</p> <ul style="list-style-type: none"> 1 - new associate director position 2 - departmental/ college shift 1 - new program coordinator 1 - new interim dean 	<p>5 institutions related to:</p> <ul style="list-style-type: none"> 1 - new associate director position 1 - new chair and director of graduate program 1 - move from College of Arch. & Engineering to Arts, Humanities, and Social Science 1 - departmental shift from Dept. of Landscape Architecture and Horticulture to Dept. of Arch. and Environmental Design 1 - new assistant dean position 1 - new interim dean 1 - distinction of administrative roles

* Note: some institutions reported multiple changes

2019 STUDENTS ENROLLED IN ACCREDITED LANDSCAPE ARCHITECTURE PROGRAMS

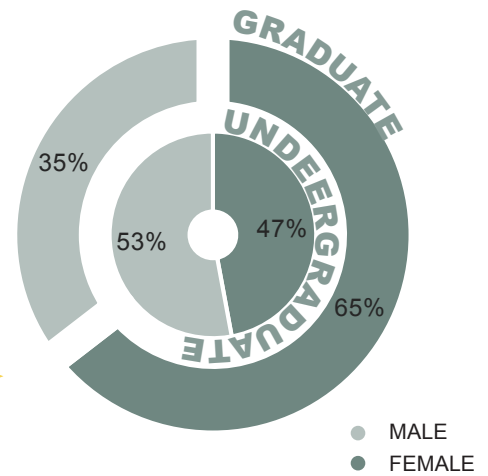


2017-2018 total enrolled students | 5376

Gender Makeup

MALE
UG: 1778 | GR: 744
2522

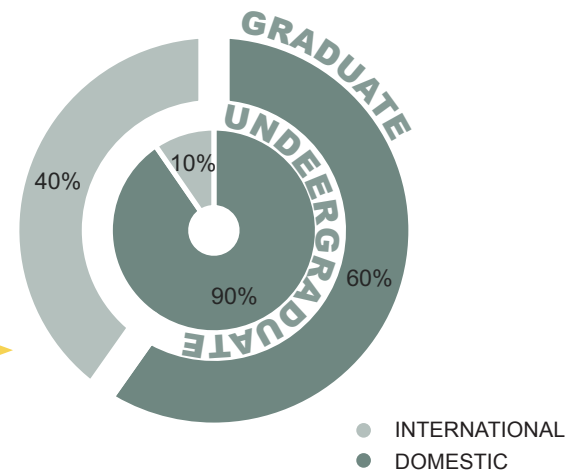
FEMALE
UG: 1553 | GR: 1397
2950



Domestic vs. International

INTERNATIONAL
UG: 317 | GR: 863
1180

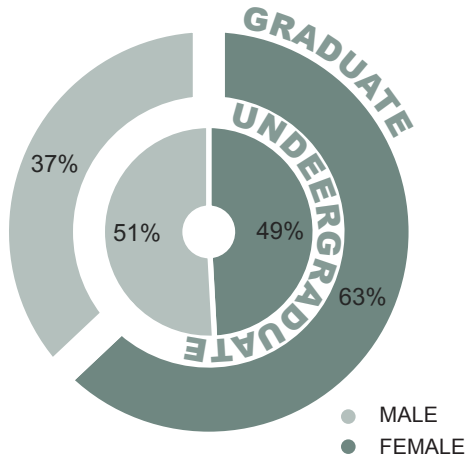
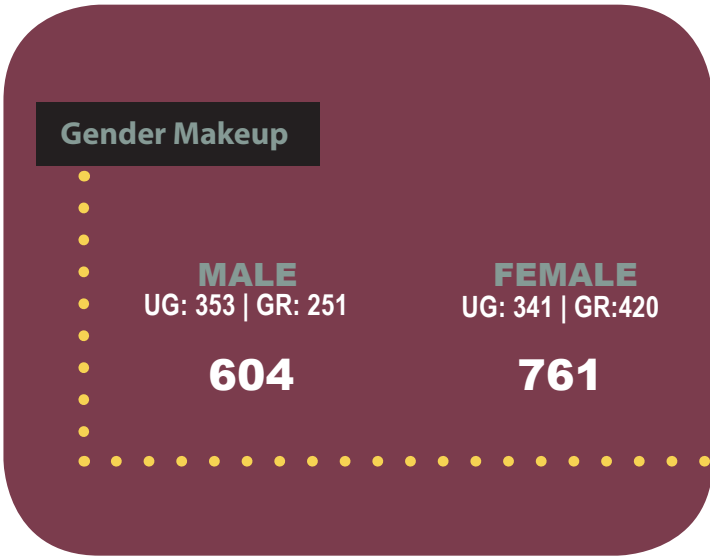
DOMESTIC
UG: 3014 | GR: 1278
4292



2019 GRADUATING CLASS IN ACCREDITED LANDSCAPE ARCHITECTURE PROGRAMS

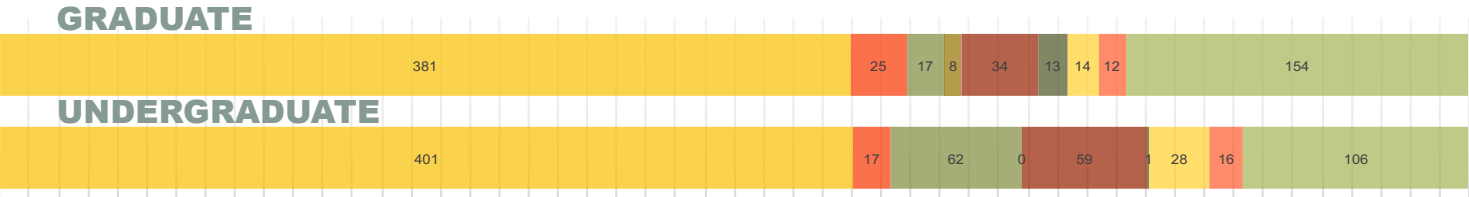


2017-2018 Total Graduates | 1268



Career Paths

* Data reflects career paths for graduates of the 2017-2018 academic year. Seventeen additional career paths unknown were not reported.



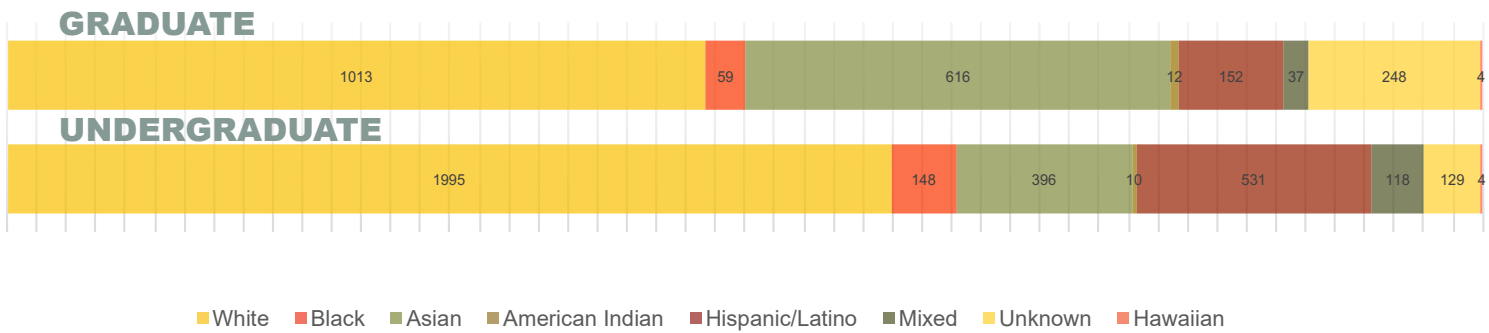
■ Private Practice ■ Government Practice ■ Horticulture ■ Volunteer Service ■ Adv. Study or Research ■ Teaching ■ Not in LA ■ Other ■ Unknown



2019 STUDENT RACE AND ETHNICITY

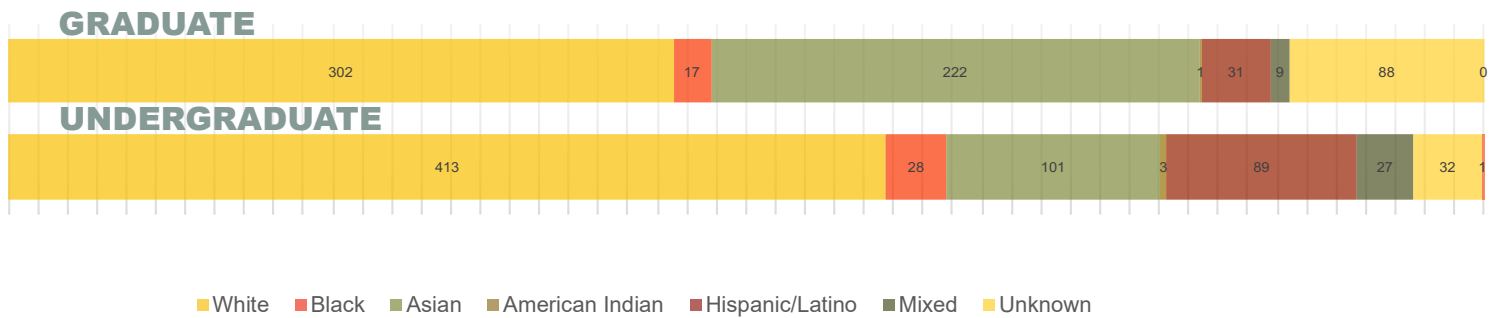


Currently Enrolled Students



Percent enrolled with unknown race | 6.89%

Graduating Class





CURRENT PROGRAM LENGTHS AND TYPES BY INSTITUTION

89 Semester-based Programs
7 Quarter-based Programs

44 Undergraduate Programs
52 Graduate Programs
96 Programs in **70** Universities

MLA ONLY

26

- Auburn University
- City College of New York
- Florida International University
- Harvard University
- Illinois Institute of Technology
- Kansas State University
- Kent State University
- Morgan State University
- North Carolina State University
- Rhode Island School of Design
- University of Arizona
- University of California, Berkeley
- University of Colorado Denver
- University of Idaho
- University of Michigan
- University of Minnesota
- University of New Mexico
- University of Oklahoma
- University of Pennsylvania
- University of Southern California
- University of Tennessee at Knoxville
- University of Texas at Arlington
- University of Texas at Austin
- University of Virginia
- Washington University in St. Louis
- Polytechnic University of Puerto Rico

**5 YR
BLA
ONLY**

5

- Oklahoma State University
- Michigan State University
- North Dakota State University
- Purdue University
- University of Arkansas

**4 YR
BLA
ONLY**

13

- Cal Poly State University, San Luis Obispo
- Colorado State University (BSLA)
- Delaware Valley University (BSLA)
- North Carolina A&T State University (BSLA)
- Philadelphia Univ. + Thomas Jefferson Univ.
- University of California, Davis (BSLA)
- University of Connecticut (BSLA)
- University of Kentucky (BSLA)
- University of Nebraska–Lincoln
- University of Nevada, Las Vegas
- University of Rhode Island
- University of Wisconsin–Madison (BSLA)
- Washington State University



**5 YR
BLA + MLA**

Ball State University
Iowa State University
Louisiana State University
Texas Tech University
University of Florida
University of Oregon
University of Washington
Pennsylvania State University
State University of New York - Environmental Science and Forestry SUNY-ESF
Virginia Polytechnic Institute and State University

10

**4 YR
BLA + MLA**

Arizona State University (BSLA)
Boston Architectural College
California Polytechnic State University, Pomona (BSLA)
Clemson University
Cornell University (BSLA)
Ohio State University (BSLA)
Mississippi State University
Rutgers University (BSLA)
Temple University (BSLA)
Texas A&M University
University of Georgia
University of Illinois at Urbana-Champaign
University of Maryland, College Park
University of Massachusetts Amherst (BSLA)
Utah State University
West Virginia University

16