

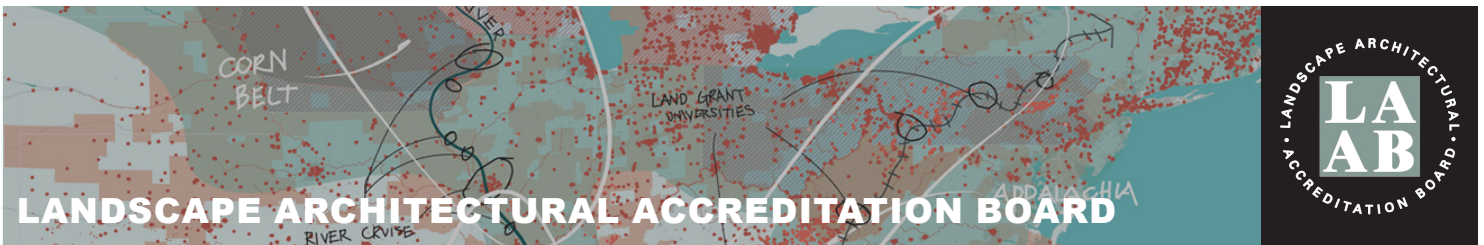


SUMMARY OF 2020 ANNUAL REPORTS

SUBMITTED TO THE
LANDSCAPE ARCHITECTURAL ACCREDITATION BOARD
BY ACCREDITED ACADEMIC PROGRAMS

Prepared by:

Kristopher D. Pritchard, Accreditation Director
Nathania Martínez González, Associate ASLA



Mission

The mission of the Landscape Architectural Accreditation Board (LAAB) is to evaluate, advocate for, and advance the quality of education in landscape architectural programs.

LAAB is the accrediting organization for landscape architectural programs. As such, LAAB develops standards to objectively evaluate landscape architectural programs and judges whether a school's landscape architectural program is in compliance with the accreditation standards.

LAAB is comprised of landscape architecture practitioners and academicians, representatives from landscape architecture collateral organizations and public representatives. The collateral organizations are the American Society of Landscape Architects (ASLA), Council of Landscape Architectural Registration Boards (CLARB) and Council of Educators in Landscape Architecture (CELA).

Annual Reports

Programs report to LAAB on:

- Substantial changes in their academic program
- Progress on recommendations from previous accreditation visits
- Students
- Graduates
- Budgets
- Faculty

Purpose

Annual reports from academic programs are used by LAAB to monitor significant changes and ongoing compliance with accreditation standards in each program between on-site visits. Aggregate data from the reports is used to track trends in landscape architecture education and to communicate with stakeholders, other landscape architecture professional associations and organizations, and the public.



Inside you will find sections on...

ACCREDITED LANDSCAPE ARCHITECTURE PROGRAMS

SIGNIFICANT CHANGES IN ACCREDITED LANDSCAPE ARCHITECTURE PROGRAMS

STUDENTS ENROLLED IN ACCREDITED LANDSCAPE ARCHITECTURE PROGRAMS

GRADUATING CLASS IN ACCREDITED LANDSCAPE ARCHITECTURE PROGRAMS

STUDENT RACE AND ETHNICITY

CURRENT PROGRAM LENGTHS AND TYPES BY INSTITUTION

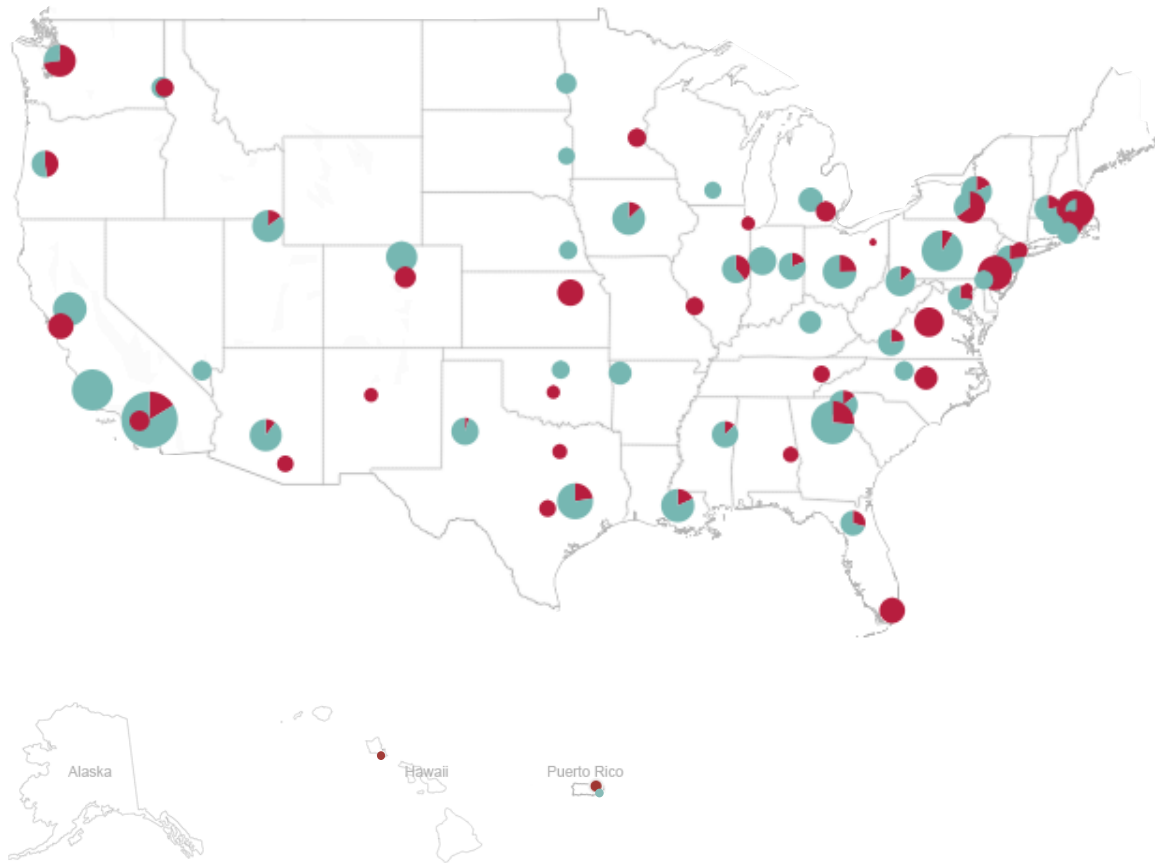


This summary includes information from the 2019-2020 academic year about the number of accredited landscape architecture academic programs in the United States and unincorporated territories; substantial changes in these programs; student body size and demographic composition; the number and demographic composition of 2020 graduates; and 2018-2019 academic year graduates' career paths. Progress is being made to include faculty data reporting in future reports. The current survey format disallows accurate summarization of faculty numbers and composition. Budget data reported reflects the unique administrative structure of each program and does not lend itself to aggregate reporting. All information in the summary is presented as reported by the academic programs. 99 of the 99 accredited programs submitted a 2020 Annual Report.

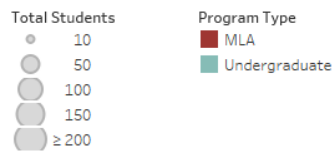
*Header image credit: ASLA 2020 Student Collaboration Award of Excellence Recipient. Designing a Green New Deal. Leila Bahrami; Chelsea Beroza; Allison Carr; Yvette Chen; Zachery Hammaker, ASLA; Sara Harmon; Tiffany Hudson; Katie Lample; John Michael LaSalle; Rob Levinthal; Katherine Pitstick, ASLA; Joshua Reaves; Will Smith; Jesse Weiss; Rosa Zedek, Student ASLA
Faculty Advisor: Billy Fleming, ASLA. University of Pennsylvania*



47 Undergraduate Programs
52 Graduate Programs
99 Programs in **73** Universities



Map based on Longitude (generated) and Latitude (generated). Color shows details about Program Type. Size shows sum of Total Students. Details are shown for Zip Code.



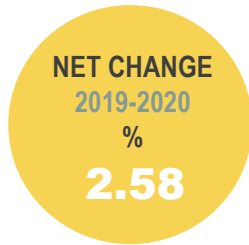
SIGNIFICANT CHANGES IN 2020 ACCREDITED LANDSCAPE ARCHITECTURE PROGRAMS



Significant Change Reported by Programs	Undergraduate Programs	Graduate Programs
A change in administrator	11	14
Major changes in curriculum	Transition to 4-yr. program; updated curriculum path options; university-wide quarter to semester transition; course titles and descriptions; shift to online instruction during COVID-19 pandemic (2)	Consolidation of curriculum tracks; elimination of 1-yr. MLA track; university-wide quarter to semester transition; course titles and descriptions; merge of technology course and studio course; thesis change from 9-credit studio to 3-credit seminar/ 6-credit studio; shift to online instruction during COVID-19 pandemic
Major changes in facilities	renovations (2); space downgrade; remote instruction	Equipment upgrades; renovations (2); remote instruction; space downgrade
A loss of 20% of faculty in the past year	5	2
A change in administrative structure	Move to College of Engineering; interim director appointment; new school director; new business manager; new program coordinator	Move from the College of Architecture and Engineering to Arts, Humanities, and Social Sciences; new graduate coordinator
A change in resources impacting delivery of the degree	COVID-19 related budget cuts and spending moratoriums (2)	Enrollment driven budget model; budget freeze during COVID-19 pandemic

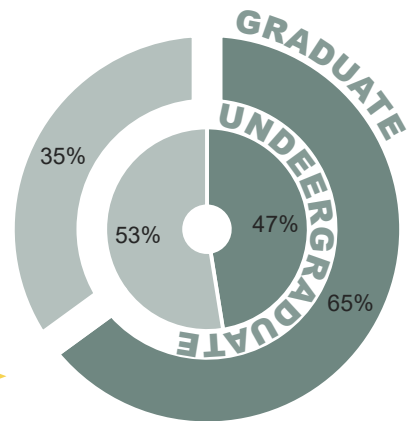
note: it is presumed that more programs experienced changes in facilities and resources than reported related to COVID-19 during the pandemic period.

2020 STUDENTS ENROLLED IN ACCREDITED LANDSCAPE ARCHITECTURE PROGRAMS



Gender Makeup

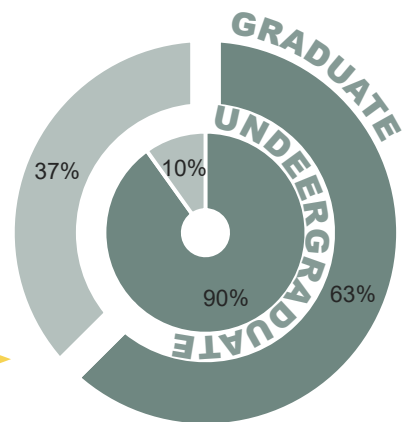
MALE	FEMALE
UG: 1876 GR: 714	UG: 1695 GR: 1325
2590	3020
46% ----- % of total students	54% ----- % of total students



● MALE
● FEMALE

Domestic vs. International

INTERNATIONAL	DOMESTIC
UG: 353 GR: 765	UG: 3218 GR: 1277
1118	4495
20% ----- % of total students	80% ----- % of total students



● INTERNATIONAL
● DOMESTIC

note: the reported discrepancy under gender make-up against the total reported number of enrolled students is found to be due to our survey lacking options for gender fluid identifications. To be considered in future surveys.

2020 GRADUATING CLASS IN ACCREDITED LANDSCAPE ARCHITECTURE PROGRAMS



Gender Makeup

MALE
UG: 410 | GR: 243

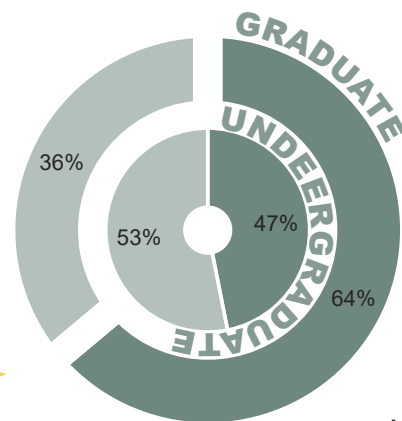
FEMALE
UG: 362 | GR: 430

653

792

45% % of total graduates

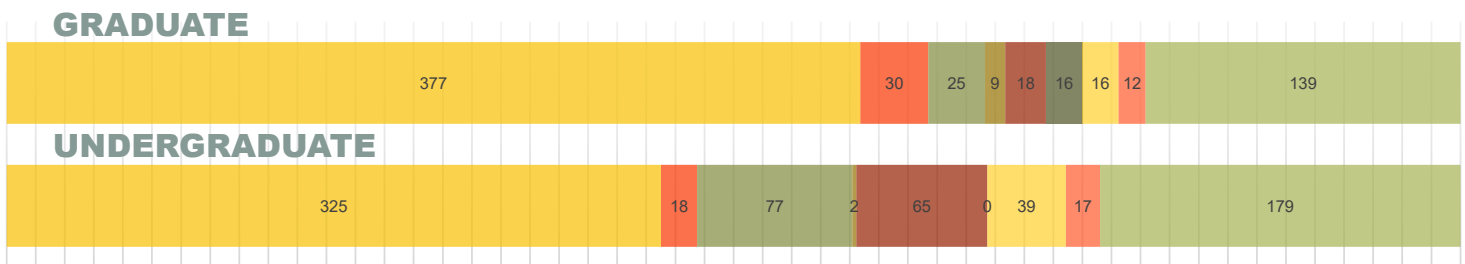
55% % of total graduates



● MALE
● FEMALE

Career Paths

* Data reflects career paths for graduates of the 2018-2019 academic year

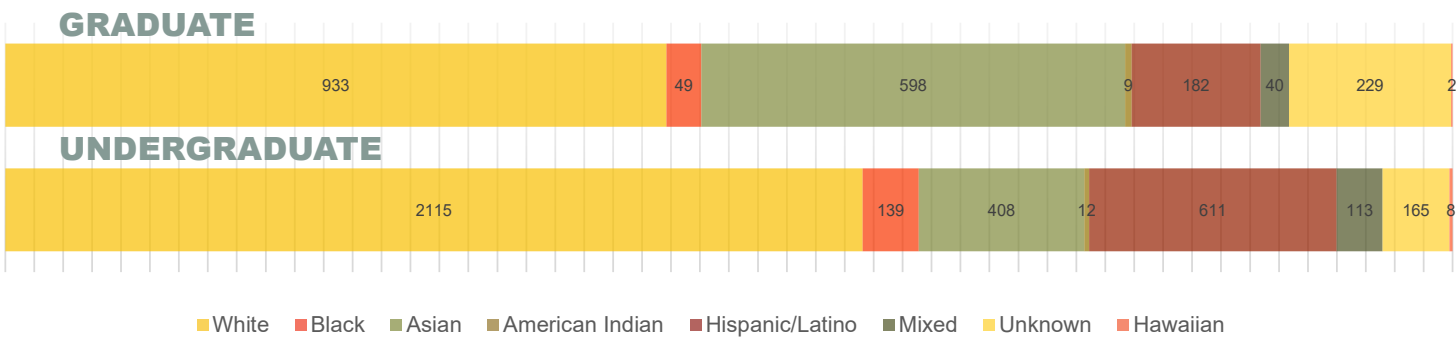


■ Private Practice ■ Government Practice ■ Horticulture ■ Volunteer Service ■ Adv. Study or Research ■ Teaching ■ Not in LA ■ Other ■ Unknown

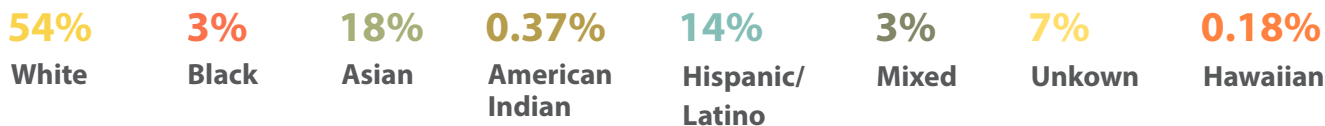


2020 STUDENT RACE AND ETHNICITY

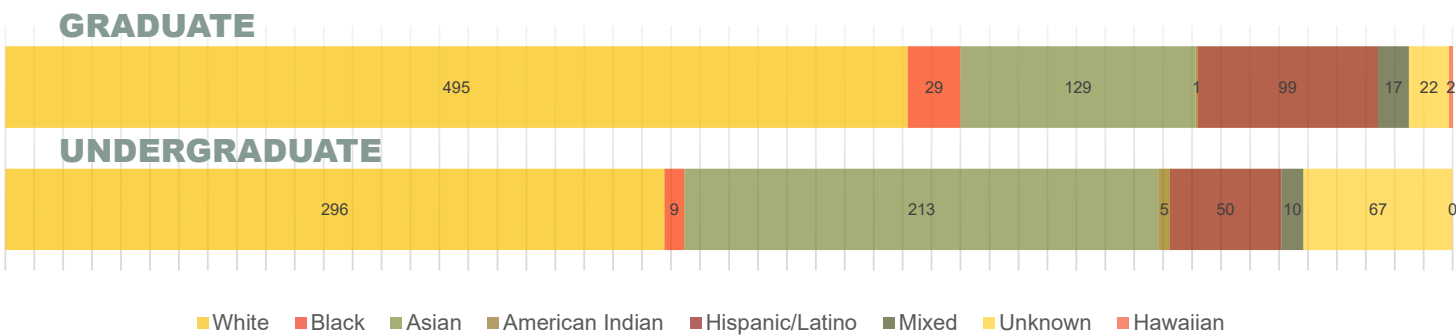
Currently Enrolled Students



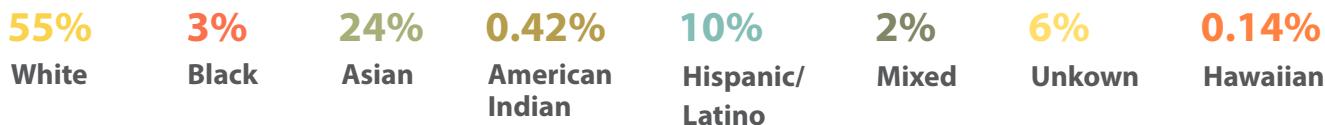
Combined Percentages



Graduating Class



Combined Percentages





CURRENT PROGRAM LENGTHS AND TYPES BY INSTITUTION

93 Semester-based Programs
6 Quarter-based Programs

47 Undergraduate Programs
52 Graduate Programs
99 Programs in **73** Universities

MLA ONLY

26

- Auburn University
- City College of New York
- Florida International University
- Harvard University
- Illinois Institute of Technology
- Kansas State University
- Kent State University
- Morgan State University
- North Carolina State University
- Rhode Island School of Design
- University of Arizona
- University of California, Berkeley
- University of Colorado Denver
- University of Idaho
- University of Michigan
- University of Minnesota
- University of New Mexico
- University of Oklahoma
- University of Pennsylvania
- University of Southern California
- University of Tennessee at Knoxville
- University of Texas at Arlington
- University of Texas at Austin
- University of Virginia
- Washington University in St. Louis
- Polytechnic University of Puerto Rico

**5 YR
 BLA
 ONLY**

5

- Oklahoma State University
- Michigan State University
- North Dakota State University
- Purdue University
- University of Arkansas

**4 YR
 BLA
 ONLY**

16

- Cal Poly State University, San Luis Obispo
- Colorado State University (BSLA)
- Delaware Valley University (BSLA)
- North Carolina A&T State University (BSLA)
- Philadelphia University
- South Dakota State University
- Universidad Ana G. Mendez (BSLA)
- University of California, Davis (BSLA)
- University of Connecticut (BSLA)
- University of Delaware
- University of Kentucky (BSLA)
- University of Nebraska–Lincoln
- University of Nevada, Las Vegas
- University of Rhode Island
- University of Wisconsin–Madison (BSLA)
- Washington State University



**5 YR
BLA** + MLA

- Ball State University
- Iowa State University
- Louisiana State University
- Texas Tech University
- University of Florida
- University of Oregon
- University of Washington
- Pennsylvania State University
- State University of New York - Environmental Science and Forestry
- Virginia Polytechnic Institute and State University

10

**4 YR
BLA** + MLA

- Arizona State University (BSLA)
- Boston Architectural College
- California Polytechnic State University, Pomona (BSLA)
- Clemson University
- Cornell University (BSLA)
- Ohio State University (BSLA)
- Mississippi State University
- Rutgers University (BSLA)
- Temple University (BSLA)
- Texas A&M University
- University of Georgia
- University of Illinois at Urbana-Champaign
- University of Maryland, College Park
- University of Massachusetts Amherst (BSLA)
- Utah State University
- West Virginia University

16